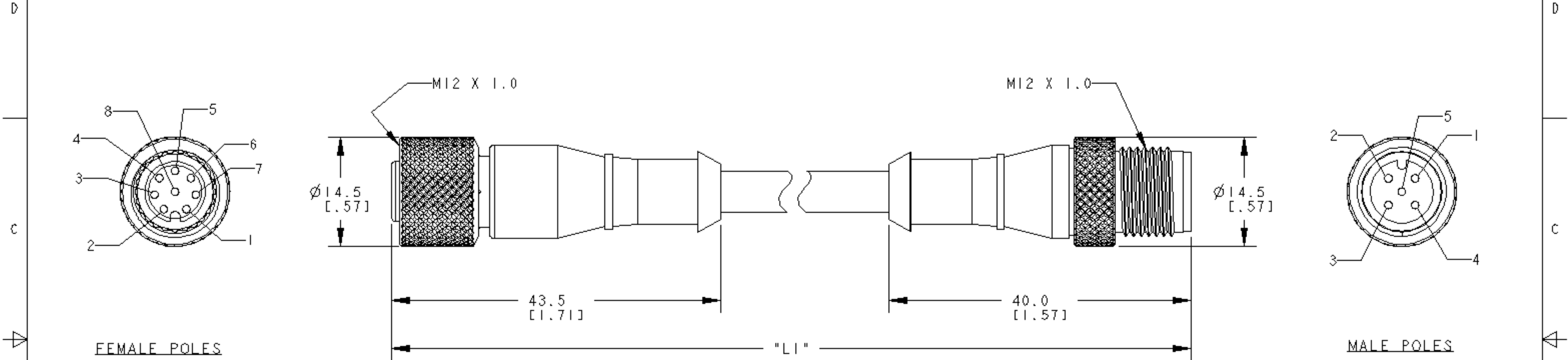


8 | 7 | 6 | 5 | 4 | 3 | 2 | 1

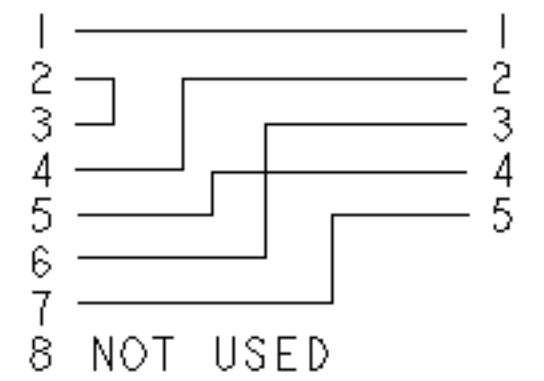
TABLE OF LENGTHS		
P/N	MODEL NO.	"L1" (m)
10593	DEE8-51D	0.3
95158	DEE8-58D	2.44
18733	DEE8-525D	7.62



- FEMALE POLES**
- 1. BROWN
  - 2. JUMPER PINS TOGETHER INTERNALLY
  - 3. JUMPER PINS TOGETHER INTERNALLY
  - 4. WHITE
  - 5. BLACK
  - 6. BLUE
  - 7. GREEN/YELLOW
  - 8. NOT USED

- MALE POLES**
- 1. BROWN
  - 2. WHITE
  - 3. BLUE
  - 4. BLACK
  - 5. GREEN/YELLOW

**WIRING DIAGRAM**



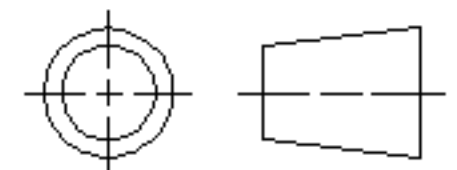
**NOTES:**  
 1. ALL DIMENSIONS ARE MILLIMETERS [INCHES] UNLESS OTHERWISE NOTED.  
 2. REFER TO "www.bannerengineering.com" FOR ADDITIONAL DATA AND SPECIFICATIONS.

This drawing is the property of BANNER ENGINEERING CORP. Any use or reproduction, in any form, without prior written permission of Banner is prohibited. © 2015 Banner Engineering Corp.



**BANNER ENGINEERING CORP.**  
 www.bannerengineering.com

**THIRD ANGLE PROJECTION**



**TITLE**  
 DEE8

SIZE B	DRAWING NO. 215030	REV. A
SCALE 2:1		SHEET 1 OF 1

CREO

8 | 7 | 6 | 5 | 4 | 3 | 2 | 1