



PICO-AMP™ series with MD14 remote amplifier

Wave length	IR (infrared)	880 nm
Adjustment	sensitivity light/dark operate frequency selection OFF-delay	
Supply	Supply voltage Ripple V_{pp} No load current Delay upon power up	10...30 V dc ≤ 10 % ≤ 55 mA 100 ms

Protection	reverse polarity short-circuit (pulsed)	
Output	Continuous load current Timing function Switching frequency Auto Frequency 1 Frequency 2 Frequency 3	100 mA 0 or 50 ms ≤ 1,2 kHz ≤ 1,7 kHz ≤ 1,4 kHz ≤ 1,2 kHz

Material	Housing Amplifier Protection class (IEC 60529/EN 60259) Temperature range	ABS Lexan® IP50 -20...+70 °C (sensors) 0 ...+55 °C (amplifier)
Cable	Connector	2 m, PVC 4 x 0,34 mm ² picocon (ø 8 mm) (amplifier)

Indicator LED's	Yellow Yellow flashing Green Green flashing	light sensed marginal excess gain supply voltage output overload
------------------------	--	---

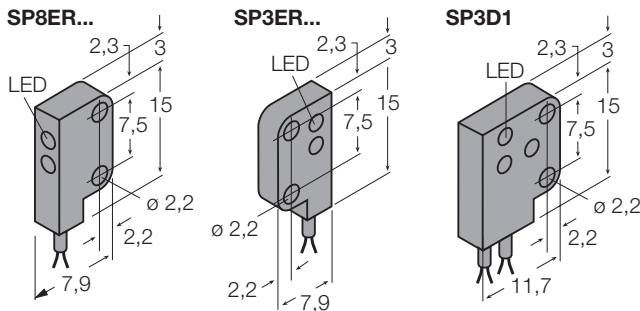
Accessories

MD14BB6	30 504 21	amplifier, cable 2 m
MD14BB6Q	30 516 28	amplifier, connector

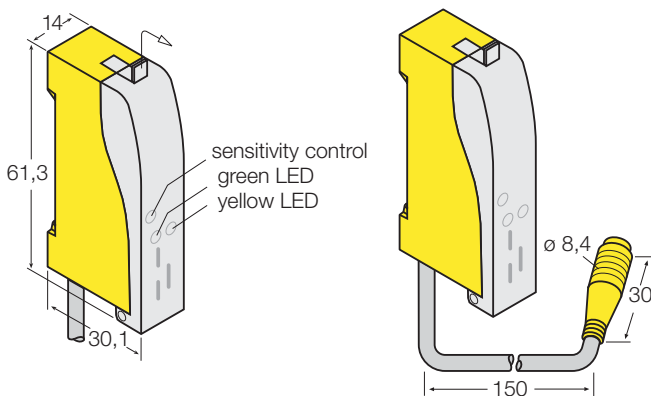
Bracket	SMBSP3	30 532 56	mounting bracket
----------------	--------	-----------	------------------

Connectors	KP4-2/S90 KP4-2/P00	80 072 90 80 072 89	straight type, PUR straight type, PVC
-------------------	------------------------	------------------------	--

Dimensions [mm]

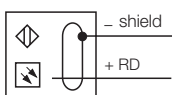


amplifier MD14BB6...

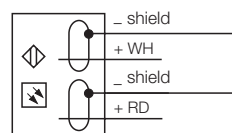


Wiring

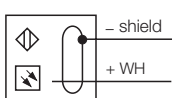
emitter



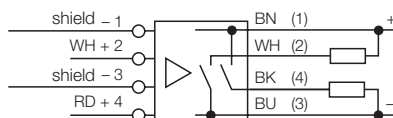
diffuse



receiver



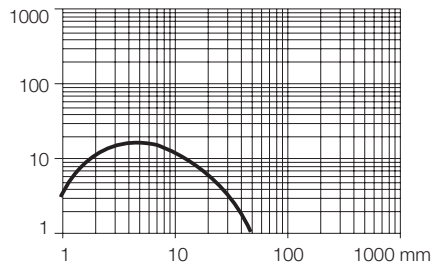
amplifier MD14BB6



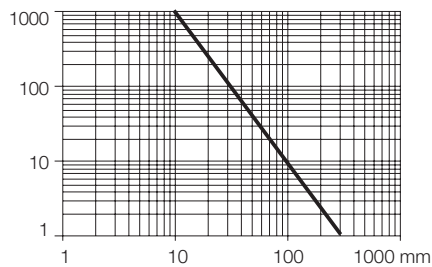
PICO-AMP™ series with MD14 remote amplifier

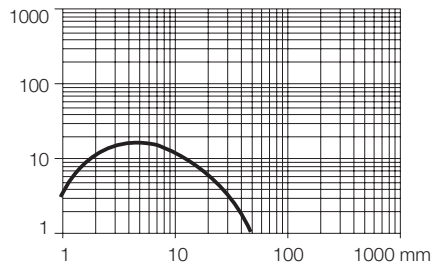
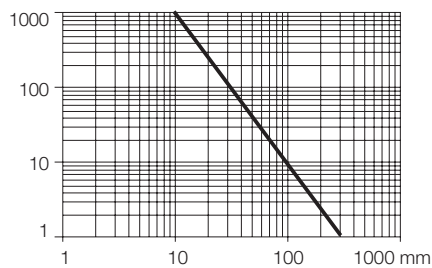
Excess gain curve:
Excess gain in relation to the distance

Diffuse



Opposed



	<i>Max. range [mm]</i>	<i>Light source</i>	<i>Output function</i>	<i>Connection</i>	<i>Type</i>	<i>Ident number</i>
<p>— Diffuse</p> 	50	IR	pnp, npn	cable	SP3D1	30 504 04
<p>— Opposed</p> 	300 300	IR IR	pnp, npn pnp, npn	cable cable	SP3ER1 SP8ER1	30 504 05 30 516 20

Subject to changes without notice • Edition 02.02 • P/N ED045 – excerpt from EC001/0102



These sensors do not include the self-checking redundant circuitry necessary to allow their use in personnel safety applications. A sensor failure or malfunction can result in either an energised or de-energised output condition. These products should not be used as sensing devices for personnel safety.