

Custom Product Supplemental Instructions

Custom Model: SI-LM40KHE-Q5A

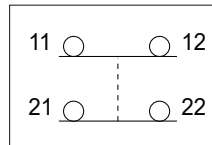
This product has been modified from the standard product. For standard product information, refer to p/n 49372 at www.bannerengineering.com, or contact Banner Engineering.

Modifications

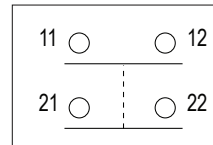
- Derived from model SI-LM40KHE p/n 49475
- Installed M12 Euro 5 pin male to wiring chamber
- Banner reserves the right to modify this product without prior notice.



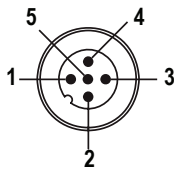
Actuator engaged



Actuator removed



Wiring Diagram



5 Pin QD

- Pin 1 Brown:
- Pin 2 White:
- Pin 3 Blue:
- Pin 4 Black:
- Pin 5 Gray:


SI-LM40KHE-Q5A contact #

- 11
- 12
- No connection
- 21
- 22



CAUTION: Electrical installation

Two safety switches must be used for each interlock guard to achieve control reliability or Safety Category 4 per ISO 13849-1 of a machine stop circuit. Use of only one safety switch per interlock guard is not recommended.



220147