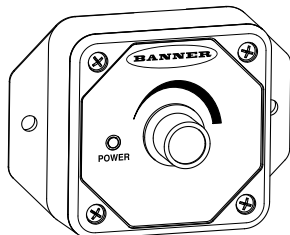


LC65 LED Dimmer Module



Datasheet

Pulse Width Modulation (PWM) Intensity Control



- 3-wire dimmers are compatible with PWM models of many Banner LED lights
- 2-wire dimmers are compatible with standard WLS15 models and select indicators
- Intensity control (0 to 100%) on many lights at the same time
- Compact and easy to install
- High-frequency PWM delivers flicker-free lighting

Models

Model	Pulse Width Modulation Type	Connector
LC65P1T	3-wire	Terminal block
LC65P2T	2-wire	
LC65P1Q5	3-wire	150 mm (6 in) PVC cable with a 5-pin M12/Euro-style, stainless steel quick disconnect
LC65P2Q5	2-wire	

Wiring Diagrams

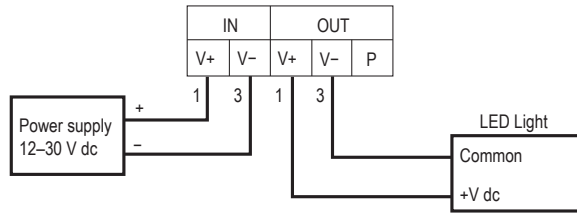
Quick Disconnect Models			
Male - Input	Pin	Wire Color	Connection
	1	Brown	12 V dc to 30 V dc
	3	Blue	dc common
	4	Black	Not used
	2	White	Not used

Quick Disconnect Models		Connection		
Female - Output	Pin	Wire Color	2-Wire	3-Wire
	1	Brown	Pulse width modulation (PWM) output	12 V dc to 30 V dc
	3	Blue	dc common	dc common
	4	Black	Not used	Pulse width modulation (PWM) output
	2	White	Not used	Not used



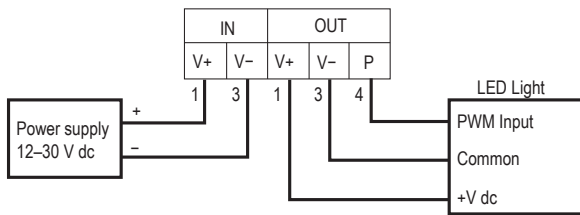
2-Wire Models

LED Light(s) Powered Through the Controller

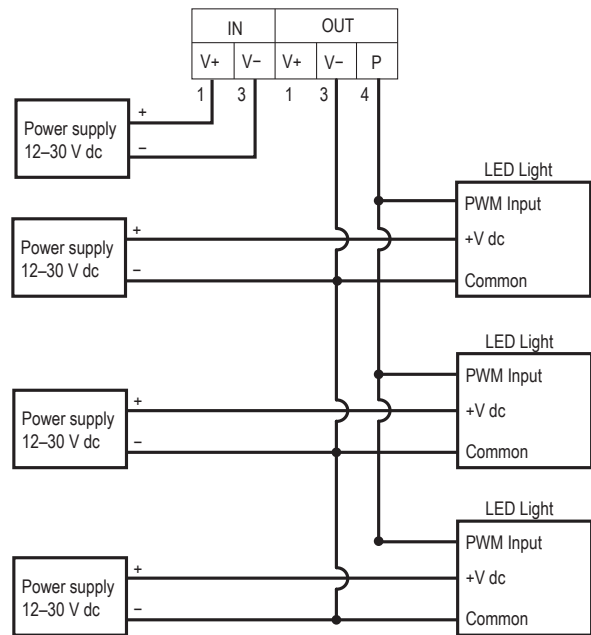


3-Wire Models

LED Light(s) Powered Through the Controller



LED Light(s) Powered Externally



Specifications

- Supply Voltage**
12 V dc to 30 V dc
- Supply Current**
30 mA
- Maximum Pass-Through Current**
4 A
- Maximum PWM Output Current**
3-Wire Models: 150 mA
2-Wire Models: 4 A
- Switching Frequency**
300 Hz
- Dimming Range**
0% to 100%
- Adjustments**
270° potentiometer

- Construction**
ABS housing
- Indicators**
Power LED: Green
- Operating Conditions**
-20 °C to +60 °C (-4 °F to +140 °F)
95% at +50 °C maximum relative humidity (non-condensing)
- Environmental Rating**
IP20
- Certifications**



Dimensions

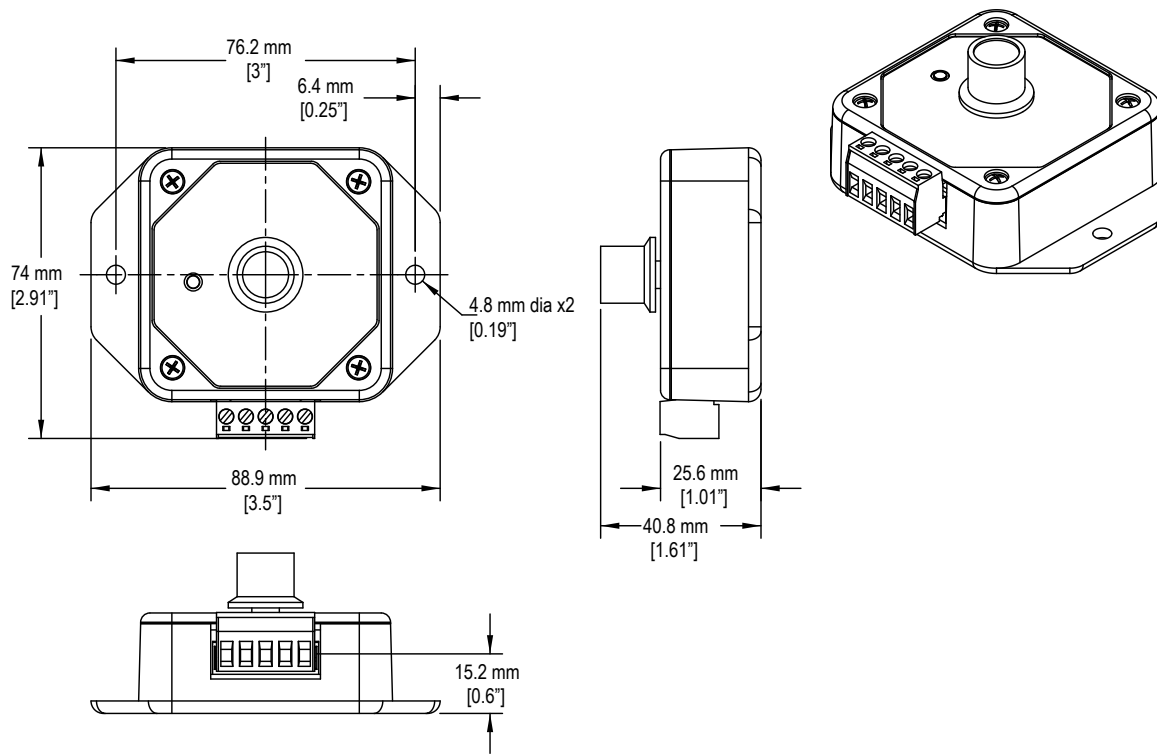


Figure 1. Terminal Block Models

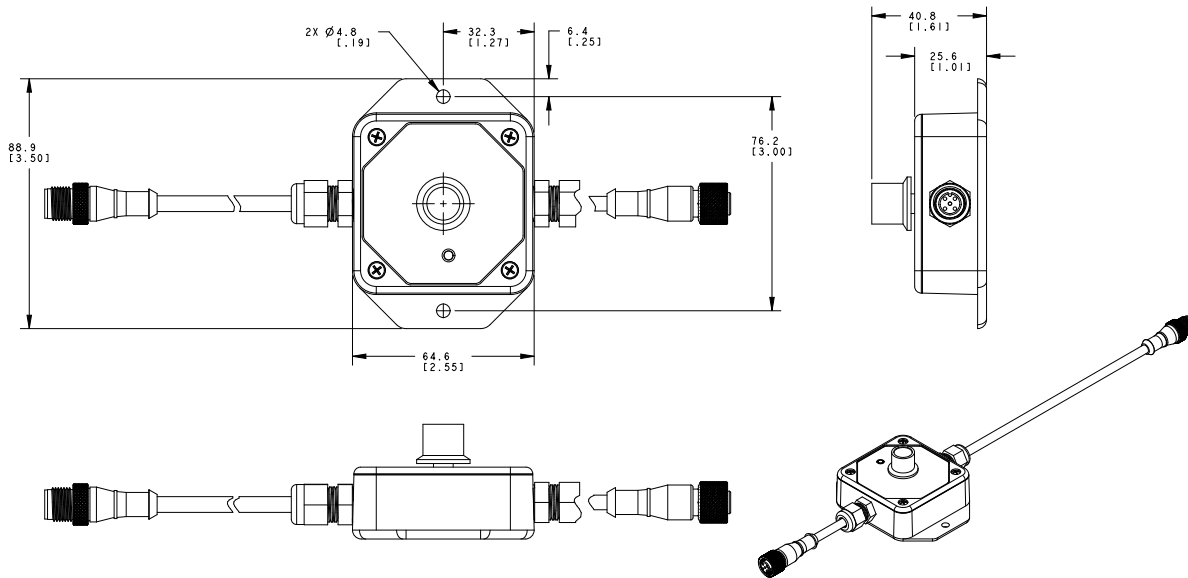


Figure 2. Cabled Models

All measurements are listed in millimeters [inches], unless noted otherwise.

Banner Engineering Corp. Limited Warranty

Banner Engineering Corp. warrants its products to be free from defects in material and workmanship for one year following the date of shipment. Banner Engineering Corp. will repair or replace, free of charge, any product of its manufacture which, at the time it is returned to the factory, is found to have been defective during the warranty period. This warranty does not cover damage or liability for misuse, abuse, or the improper application or installation of the Banner product.

THIS LIMITED WARRANTY IS EXCLUSIVE AND IN LIEU OF ALL OTHER WARRANTIES WHETHER EXPRESS OR IMPLIED (INCLUDING, WITHOUT LIMITATION, ANY WARRANTY OF MERCHANTABILITY OR FITNESS FOR A PARTICULAR PURPOSE), AND WHETHER ARISING UNDER COURSE OF PERFORMANCE, COURSE OF DEALING OR TRADE USAGE.

This Warranty is exclusive and limited to repair or, at the discretion of Banner Engineering Corp., replacement. **IN NO EVENT SHALL BANNER ENGINEERING CORP. BE LIABLE TO BUYER OR ANY OTHER PERSON OR ENTITY FOR ANY EXTRA COSTS, EXPENSES, LOSSES, LOSS OF PROFITS, OR ANY INCIDENTAL, CONSEQUENTIAL OR SPECIAL DAMAGES RESULTING FROM ANY PRODUCT DEFECT OR FROM THE USE OR INABILITY TO USE THE PRODUCT, WHETHER ARISING IN CONTRACT OR WARRANTY, STATUTE, TORT, STRICT LIABILITY, NEGLIGENCE, OR OTHERWISE.**

Banner Engineering Corp. reserves the right to change, modify or improve the design of the product without assuming any obligations or liabilities relating to any product previously manufactured by Banner Engineering Corp. Any misuse, abuse, or improper application or installation of this product or use of the product for personal protection applications when the product is identified as not intended for such purposes will void the product warranty. Any modifications to this product without prior express approval by Banner Engineering Corp will void the product warranties. All specifications published in this document are subject to change; Banner reserves the right to modify product specifications or update documentation at any time. Specifications and product information in English supersede that which is provided in any other language. For the most recent version of any documentation, refer to: www.bannerengineering.com.

For patent information, see www.bannerengineering.com/patents.