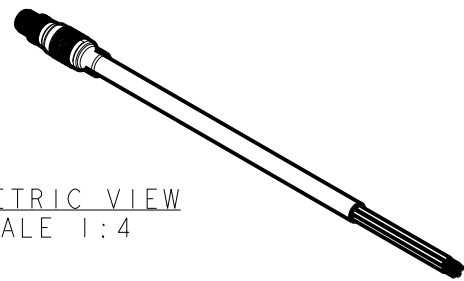


8 | 7 | 6 | 5 | 4 | 3 | 2 | 1

D

D

ISOMETRIC VIEW
SCALE 1:4



C

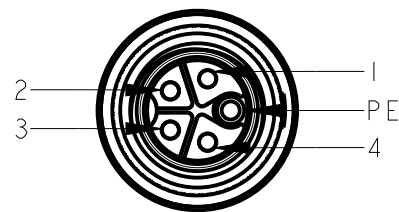
C

B

B

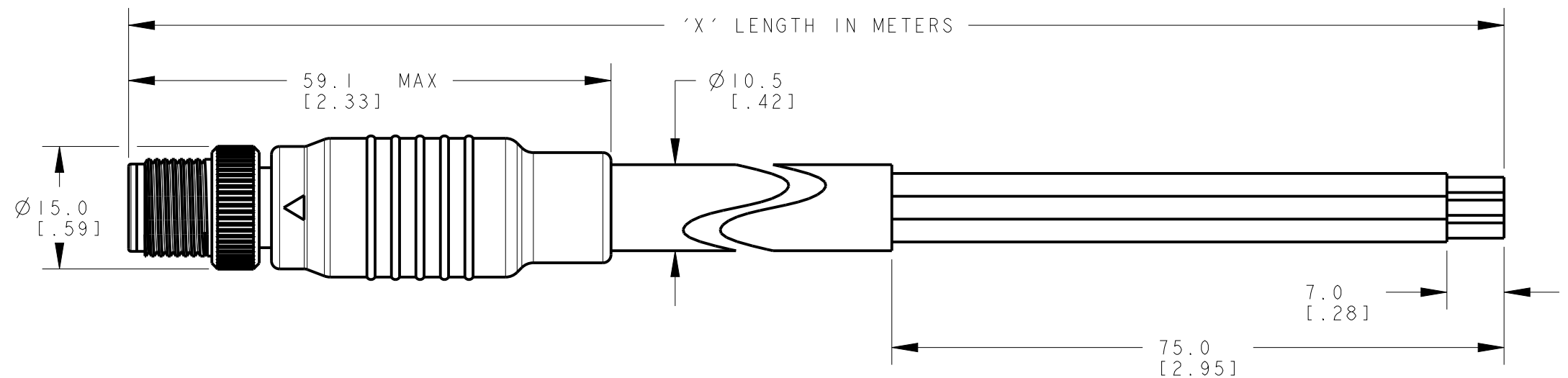
A

A



MALE PINOUTS

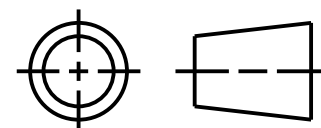
- PE. GRN/YEL
- 1. BLACK
- 2. RED
- 3. WHITE
- 4. BLUE



This drawing is the property of BANNER ENGINEERING CORP. Any use or reproduction, in any form, without prior written permission of Banner is prohibited. © Banner Engineering Corp.

BANNER BANNER ENGINEERING CORP.
www.bannerengineering.com

THIRD ANGLE PROJECTION



TITLE
BCP-MI2KM5V-E14-X-UDI

SIZE B DRAWING NO. **255965** REV. **A**

SCALE 3:2 SHEET 1 OF 1

NOTES:
1. ALL DIMENSIONS ARE MILLIMETERS [INCHES] UNLESS OTHERWISE NOTED.
2. REFER TO "www.bannerengineering.com" FOR ADDITIONAL DATA AND SPECIFICATIONS.

8 | 7 | 6 | 5 | 4 | 3 | 2 | 1 | CREO