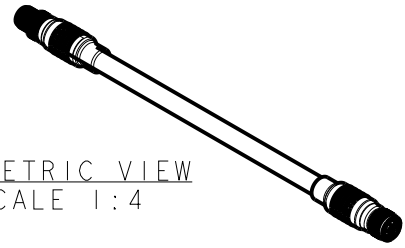



8 | 7 | 6 | 5 | 4 | 3 | 2 | 1

ISOMETRIC VIEW
SCALE 1:4



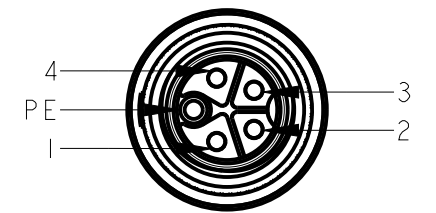
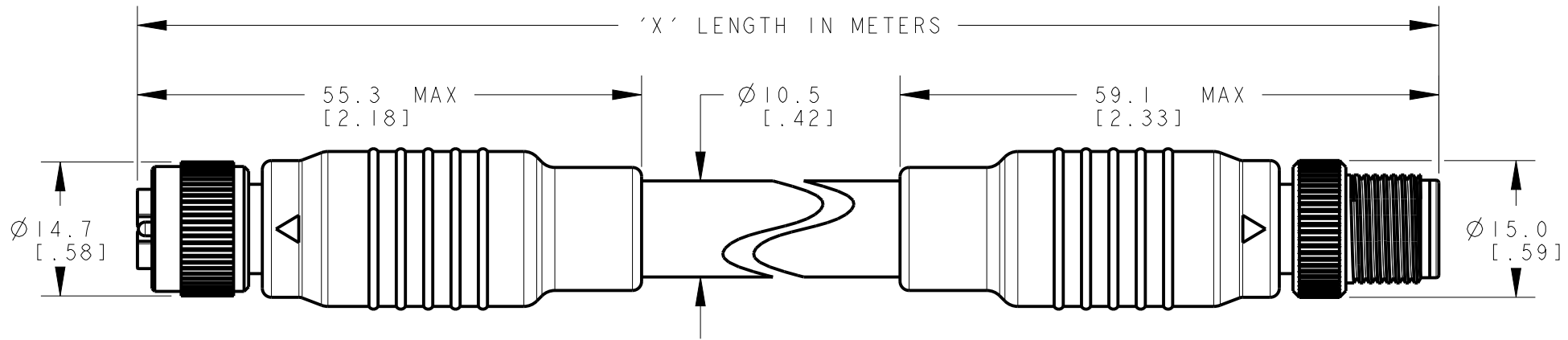
D
C
B
A

D
C
B
A



FEMALE PINOUT

- PE. GREEN/YELLOW
- 1. BLACK
- 2. RED
- 3. WHITE
- 4. BLUE



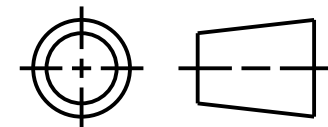
MALE PINOUT

- PE. GREEN/YELLOW
- 1. BLACK
- 2. RED
- 3. WHITE
- 4. BLUE

NOTES:
1. ALL DIMENSIONS ARE MILLIMETERS [INCHES] UNLESS OTHERWISE NOTED.
2. REFER TO "www.bannerengineering.com" FOR ADDITIONAL DATA AND SPECIFICATIONS.

This drawing is the property of BANNER ENGINEERING CORP. Any use or reproduction, in any form, without prior written permission of Banner is prohibited. © Banner Engineering Corp.

THIRD ANGLE PROJECTION



		BANNER ENGINEERING CORP.	
		www.bannerengineering.com	
TITLE			
BCP-MI2KF5V-MI2KM5V-EI4-X-UTED			
SIZE	DRAWING NO.	REV.	
B	255964	A	
SCALE	SHEET		CREO
3:2	1 OF 1		

8 | 7 | 6 | 5 | 4 | 3 | 2 | 1 | CREO