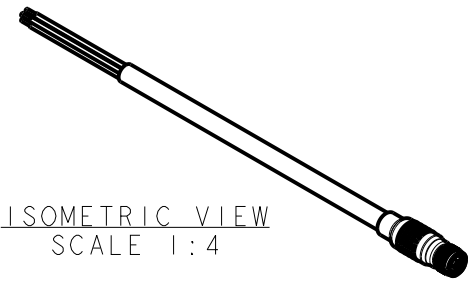
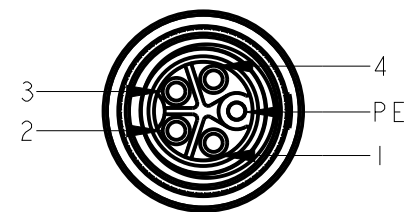


8 | 7 | 6 | 5 | 4 | 3 | 2 | 1



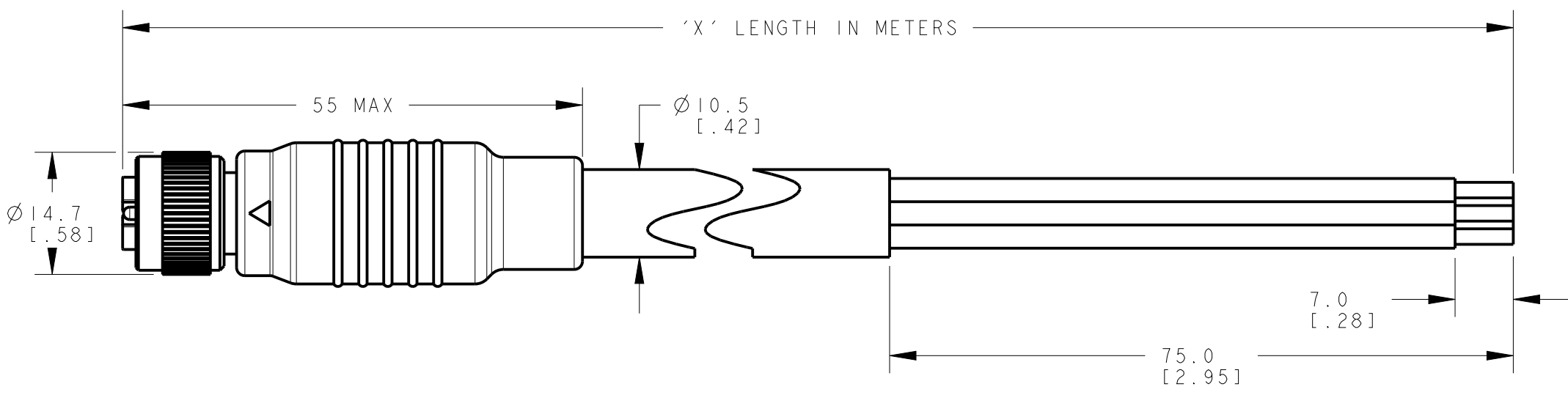
D  
C  
B  
A

D  
C  
B  
A



FEMALE PINOUT

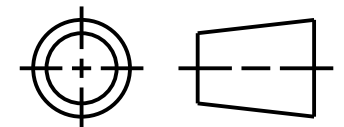
- PE. GREEN/YELLOW  
 1. BLACK  
 2. RED  
 3. WHITE  
 4. BLUE



NOTES:  
 1. ALL DIMENSIONS ARE MILLIMETERS [INCHES] UNLESS OTHERWISE NOTED.  
 2. REFER TO "www.bannerengineering.com" FOR ADDITIONAL DATA AND SPECIFICATIONS.

This drawing is the property of BANNER ENGINEERING CORP. Any use or reproduction, in any form, without prior written permission of Banner is prohibited. © Banner Engineering Corp.

THIRD ANGLE PROJECTION



BANNER ENGINEERING CORP. www.bannerengineering.com		TITLE	
		<b>BCP-MI2KF5V-E14-X-UDI</b>	
SIZE B	DRAWING NO. <b>255963</b>	REV. <b>A</b>	
SCALE 3:2	SHEET 1 OF 1		CREO

8 | 7 | 6 | 5 | 4 | 3 | 2 | 1