

8

7

6

5

4

3

2

1

D

C

B


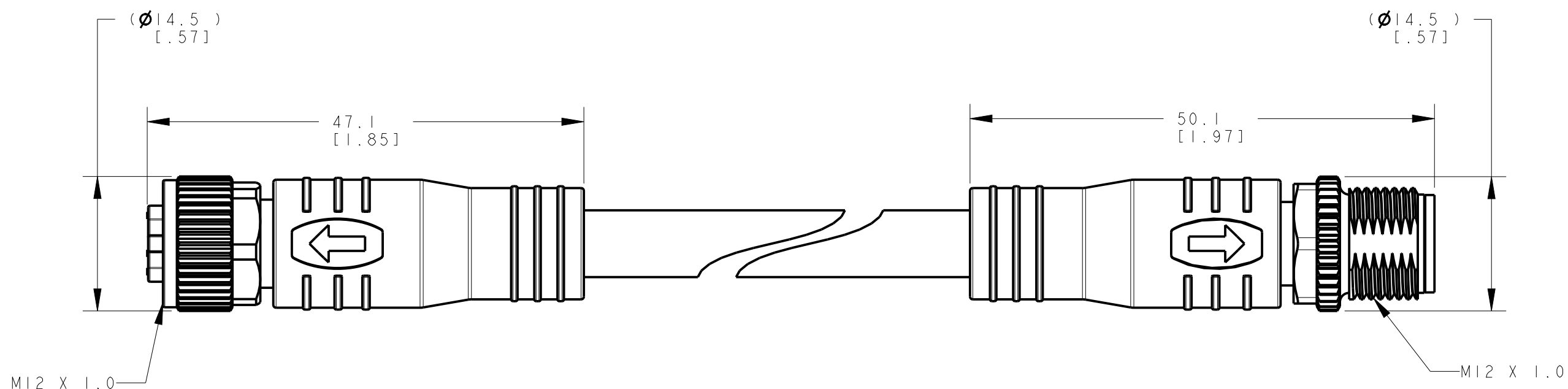
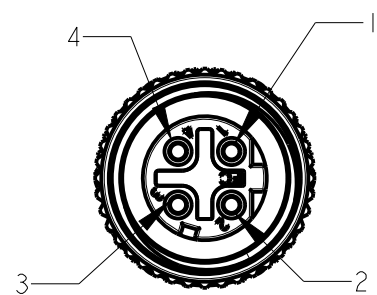
A

D

C

B

A



WIRE LIST

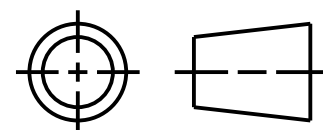
1	-	WHITE/ORANGE	-	1	×
3	-	ORANGE	-	3	×
2	-	WHITE/BLUE	-	2	×
4	-	BLUE	-	4	×
SHELL	-	BRAID	-	SHELL	

NOTE: POLES LISTED OUT
OF ORDER DUE TO TWISTED
PAIRS

NOTES:
1. ALL DIMENSIONS ARE MILLIMETERS [INCHES] UNLESS OTHERWISE NOTED.
2. REFER TO "www.bannerengineering.com" FOR ADDITIONAL DATA AND SPECIFICATIONS.

This drawing is the property
of BANNER ENGINEERING CORP.
Any use or reproduction,
in any form, without prior
written permission of
Banner is prohibited.
© 2015 Banner Engineering Corp.

THIRD ANGLE PROJECTION



BANNER ENGINEERING CORP.
www.bannerengineering.com

TITLE

BCD-M12DM-M12DF-X

SIZE
C

DRAWING NO.
243558

REV.
A

SCALE
2:1

SHEET
1 OF 1

CREO