

8

7

6

5

4

3

2

1

D

C

B

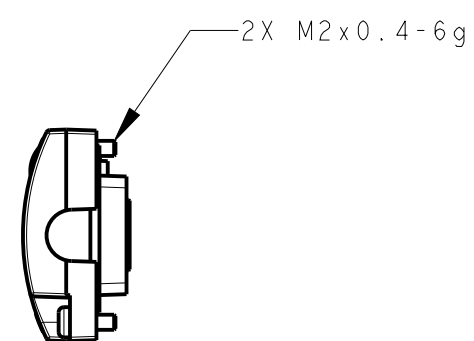
A

D

C

B

A



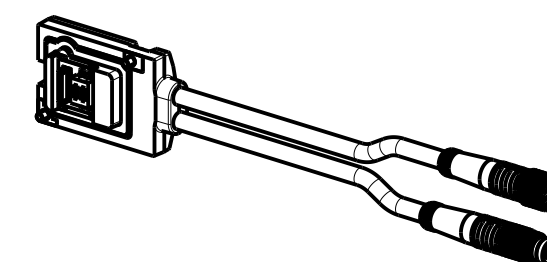

28.0
[1.1]

44.6
[1.76]

260
[10.24]

M8x1 4 PIN FEMALE

M8x1 6 PIN MALE

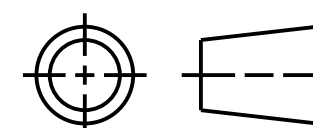


ISOMETRIC VIEW
SCALE 1:2

NOTES:
1. ALL DIMENSIONS ARE MILLIMETERS [INCHES] UNLESS OTHERWISE NOTED.
2. REFER TO "www.bannerengineering.com" FOR ADDITIONAL DATA AND SPECIFICATIONS.

This drawing is the property of BANNER ENGINEERING CORP. Any use or reproduction, in any form, without prior written permission of Banner is prohibited.
© 2015 Banner Engineering Corp.

THIRD ANGLE PROJECTION



BANNER BANNER ENGINEERING CORP.
www.bannerengineering.com

TITLE
DES2P-41D61D

SIZE C DRAWING NO. **242830** REV. **A**

SCALE 1:1 SHEET 1 OF 1 CREO

8

7

6

5

4

3

2

1

CREO