

8

7

6

5

4

3

2

1

D

D

C

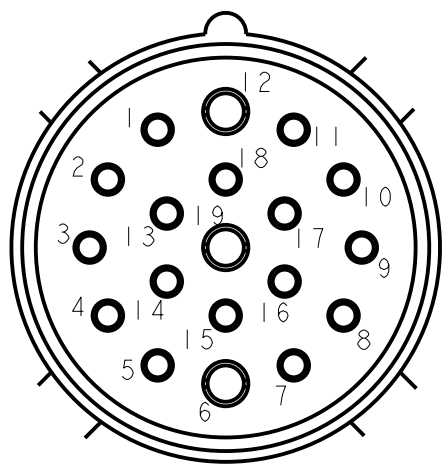
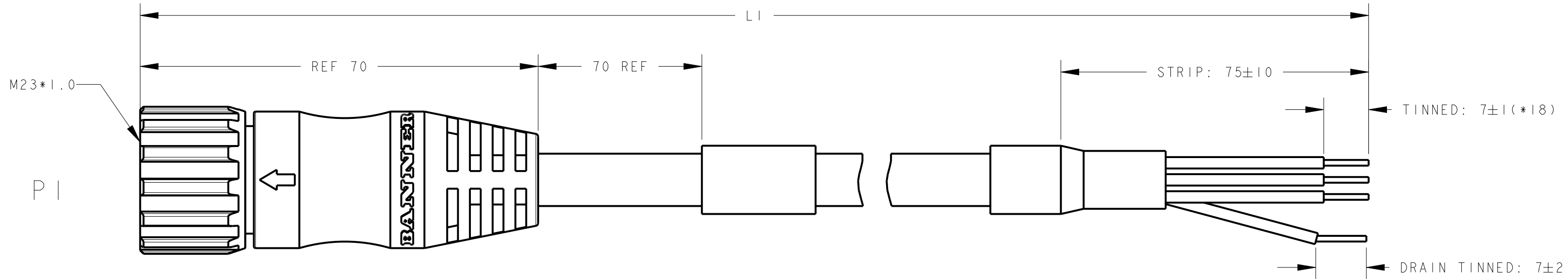

C

B

B

A

A



FRONT VIEW (FEMALE)  
SCALE 3:1

WIRELIST

P1	1	PURPLE	P1	10	WHITE/GREY
	2	RED		11	BLACK
	3	GREY		12	DRAIN (18AWG)
	4	RED/BLUE		12	BRAID
	5	GREEN	SHELL	13	YELLOW/BROWN
	6	BLUE (18AWG)		14	BROWN/GREEN
	7	GREY/PINK		15	WHITE
	8	WHITE/GREEN		16	YELLOW
	9	WHITE/YELLOW		17	PINK
				18	GREY/BROWN
				19	BROWN (18AWG)

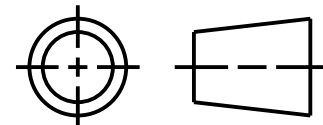
NOTES:  
1. ALL DIMENSIONS ARE MILLIMETERS [INCHES] UNLESS OTHERWISE NOTED.  
2. REFER TO "www.bannerengineering.com" FOR ADDITIONAL DATA AND SPECIFICATIONS.

This drawing is the property of BANNER ENGINEERING CORP. Any use or reproduction, in any form, without prior written permission of Banner is prohibited.  
© 2015 Banner Engineering Corp.



TITLE  
**BC-M23F 19-1822-X-SFP**

THIRD ANGLE PROJECTION



SIZE C DRAWING NO. **242029** REV. **C**

SCALE 3:2 SHEET 1 OF 1

CREO

8

7

6

5

4

3

2

1