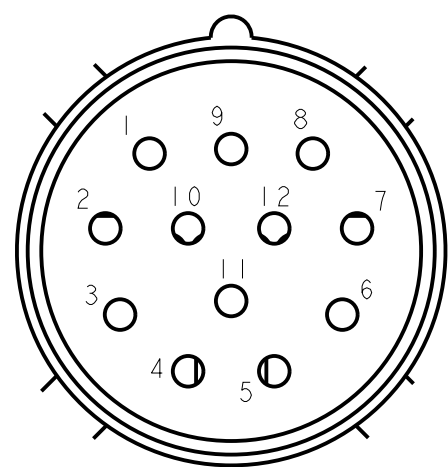
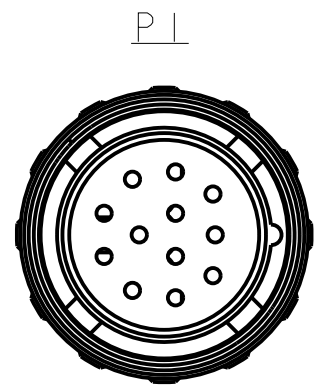
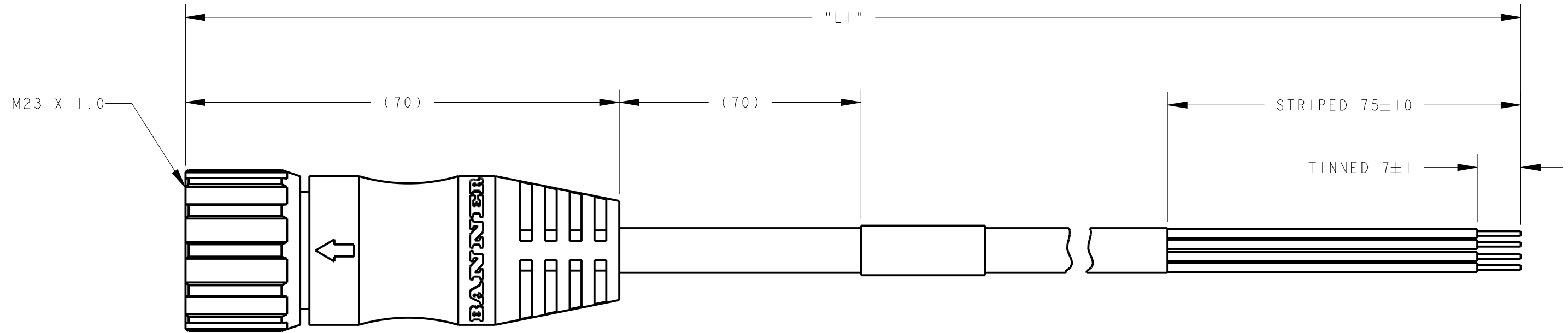


P/N	MODEL NUMBER	"L1"
815450	BC-M23F12-22-1	1000 +40/-0
815451	BC-M23F12-22-2	2000 +80/-0
815452	BC-M23F12-22-5	5000 +200/-0
815453	BC-M23F12-22-10	10000 +400/-0
815454	BC-M23F12-22-15	15000 +600/-0
815455	BC-M23F12-22-20	20000 +800/-0

REV	DESCRIPTION	DATE	APPROVERS
A	INITIAL APPROVAL;	5-2-24	J.ESHELMAN G.SCHRAUT

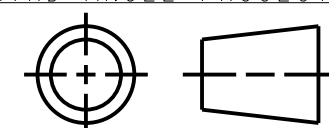


VIEW FROM FRONT (FEMALE)
SCALE 3:1



PIN	WIRE COLOR	PIN	WIRE COLOR
1	WHITE	7	BLUE
2	BROWN	8	RED
3	GREEN	9	ORANGE
4	YELLOW	10	TYRIAN PURPLE
5	GREY	11	BLACK
6	PINK	12	VIOLET

DIMENSIONS ARE IN MILLIMETERS
UNLESS OTHERWISE SPECIFIED
TOLERANCE ON ANGLE: $\pm 3^\circ$
X ± 0.5
.X ± 0.3
.XX ± 0.15
INTERPRET DIMENSIONS & TOLERANCES
PER ASME Y14.5M - 2009



This drawing is the property
of BANNER ENGINEERING CORP.
and is proprietary in general
and in detail. Its contents
shall not be revealed to
outside parties without
written consent of BANNER.

DRAWN BY J. ESHELMAN	DATE 5-2-24
APPROVED BY G. SCHRAUT	DATE 5-2-24
APPROVED BY	DATE

ALL SHEETS ARE THE SAME REVISION STATUS

BANNER BANNER ENGINEERING CORP.
9714 TENTH AVENUE NORTH
MINNEAPOLIS, MN 55441

TITLE DWG BC-M23F12-22-X	
SIZE C	DRAWING NO. 242011
SCALE 3:2	SHEET 1 OF 1
REV. A	