
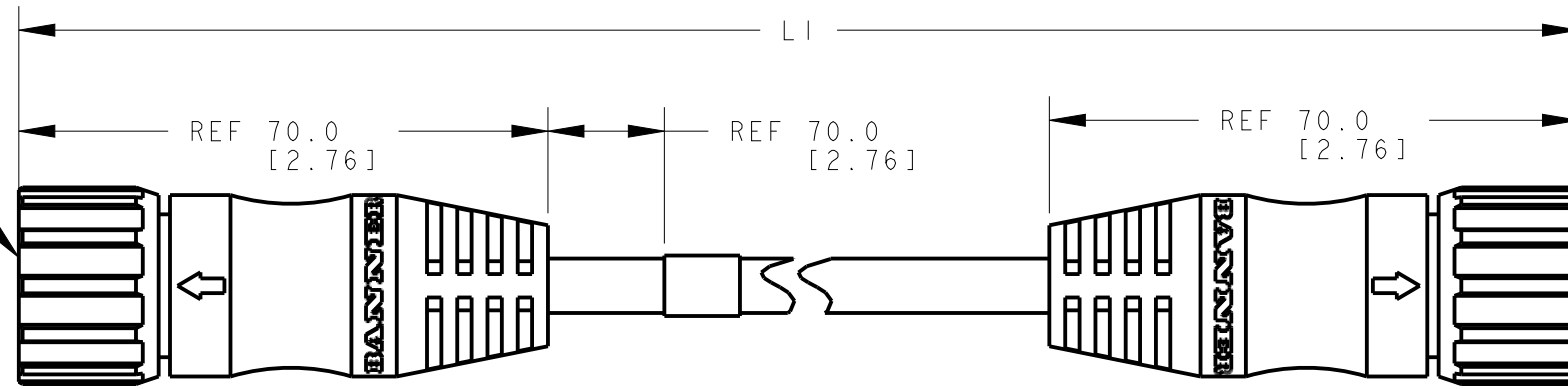


8 7 6 5 4 3 2 1

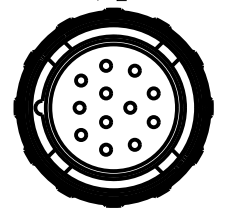
D
C
B
A



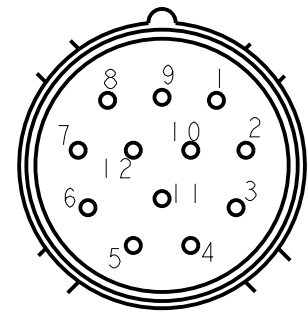
M23 X 1.0



M23 X 1.0

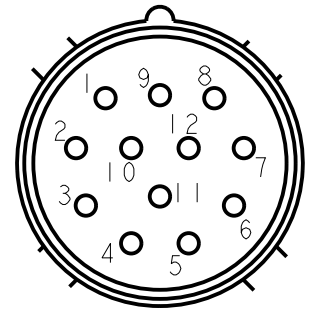


P2



FRONT VIEW (MALE)
SCALE 2:1

WIRE LIST		
P1	WIRE COLOR	P2
1	WHITE	1
2	BROWN	2
3	GREEN	3
4	YELLOW	4
5	GREY	5
6	PINK	6
7	BLUE	7
8	RED	8
9	ORANGE	9
10	TYRIAN PURPLE	10
11	BLACK	11
12	VIOLET	12



FRONT VIEW (FEMALE)
SCALE 2:1

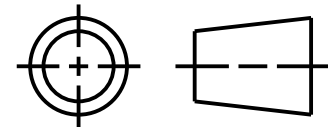
NOTES:
1. ALL DIMENSIONS ARE MILLIMETERS [INCHES] UNLESS OTHERWISE NOTED.
2. REFER TO "www.bannerengineering.com" FOR ADDITIONAL DATA AND SPECIFICATIONS.

This drawing is the property of BANNER ENGINEERING CORP. Any use or reproduction, in any form, without prior written permission of Banner is prohibited. © 2015 Banner Engineering Corp.



BANNER ENGINEERING CORP.
www.bannerengineering.com

THIRD ANGLE PROJECTION



TITLE

BC-M23F12-M23M12-22-X

SIZE B DRAWING NO. **242008** REV. **C**

SCALE 1:1 SHEET 1 OF 1

8 7 6 5 4 3 2 1 CREO