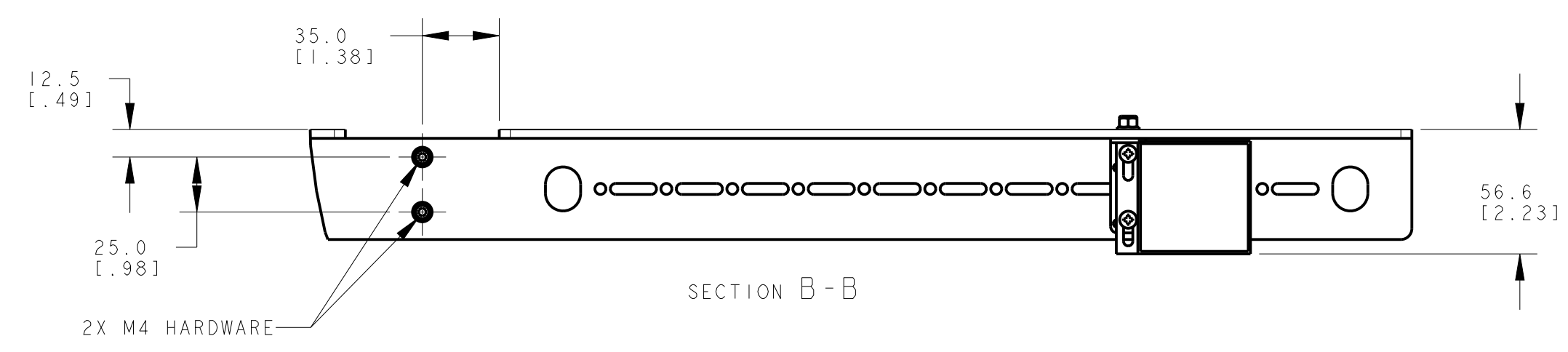
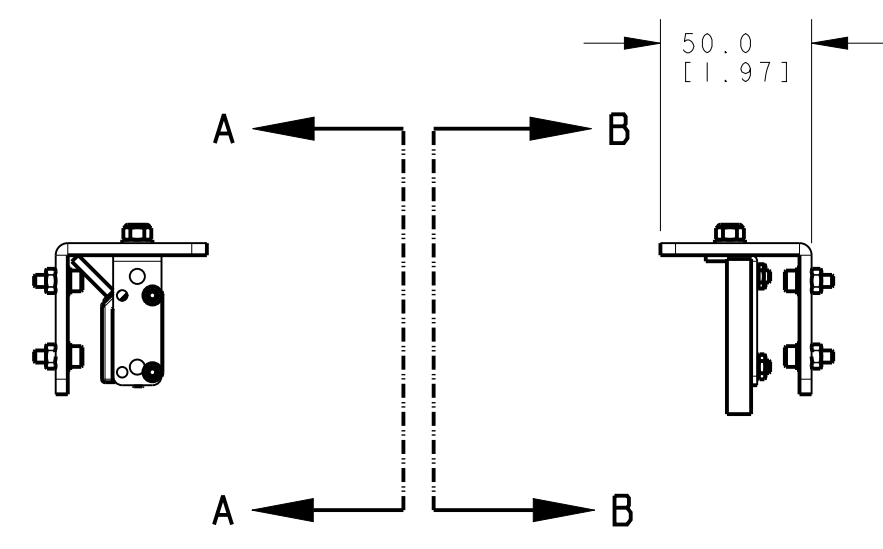


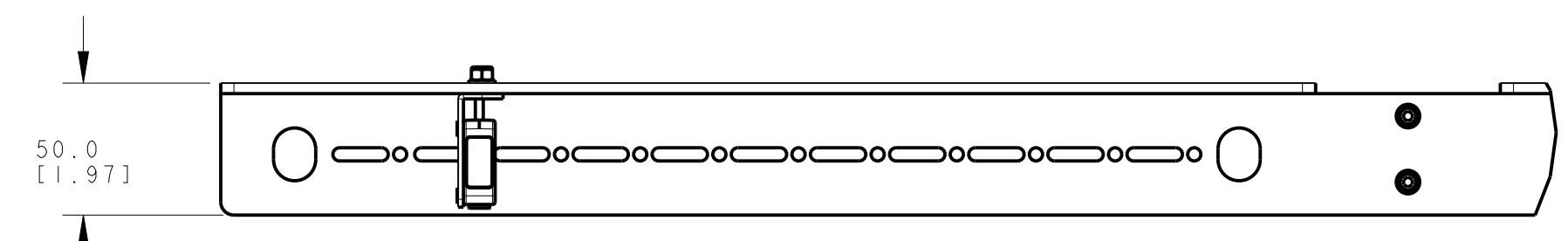
ISOMETRIC VIEW
SCALE 1:4



SECTION B-B



SECTION A-A



NOTES:
1. ALL DIMENSIONS ARE MILLIMETERS [INCHES] UNLESS OTHERWISE NOTED.
2. REFER TO "www.bannerengineering.com" FOR ADDITIONAL DATA AND SPECIFICATIONS.

<small>This drawing is the property of BANNER ENGINEERING CORP. Any use or reproduction, in any form, without prior written permission of Banner is prohibited. © 2015 Banner Engineering Corp.</small>				BANNER ENGINEERING CORP. www.bannerengineering.com	
TITLE S4B MUTE ARM Q20 SENSOR AND REFLECTOR BRACKETS X CONFIGURATION					
SIZE D	DRAWING NO. 239364	REV. A			
SCALE 2:5	SHEET 1 OF 1		CREO		