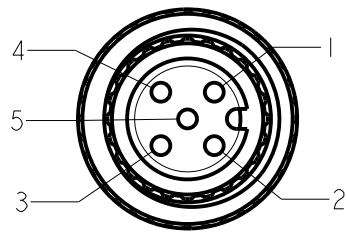
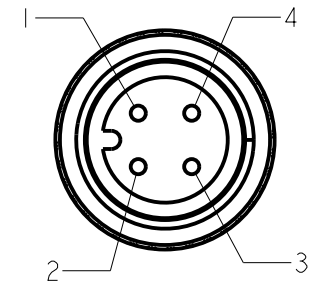
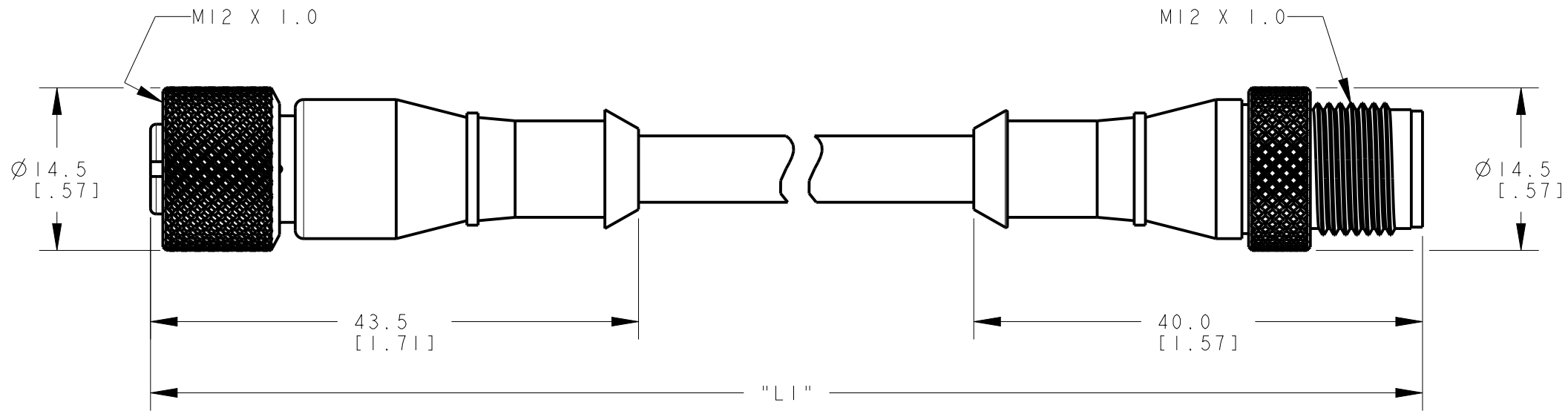


TABLE OF LENGTHS		
P/N	MODEL NO.	"L1" (m[FT])
800753	MQDC-5401SS	0.3[0.98]
800754	MQDC-5406SS	1.83[6.00]



FEMALE POLES

- 1. BROWN
- 2. NOT USED
- 3. BLUE
- 4. BLACK
- 5. WHITE



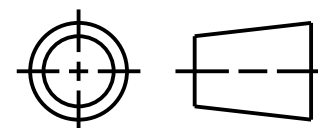
MALE POLES

- 1. BROWN
- 2. WHITE
- 3. BLUE
- 4. BLACK

NOTES:
 1. ALL DIMENSIONS ARE MILLIMETERS [INCHES] UNLESS OTHERWISE NOTED.
 2. REFER TO "www.bannerengineering.com" FOR ADDITIONAL DATA AND SPECIFICATIONS.

This drawing is the property of BANNER ENGINEERING CORP. Any use or reproduction, in any form, without prior written permission of Banner is prohibited. © 2015 Banner Engineering Corp.

THIRD ANGLE PROJECTION



		BANNER ENGINEERING CORP.	
		www.bannerengineering.com	
TITLE			
MODC-54XXSS			
SIZE B	DRAWING NO. 218959	REV. A	
SCALE 2:1		SHEET 1 OF 1	

CREO