
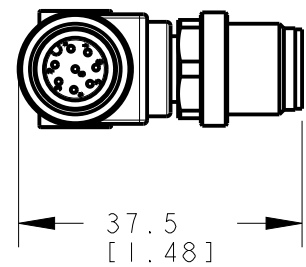
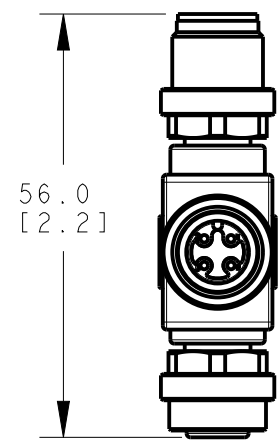
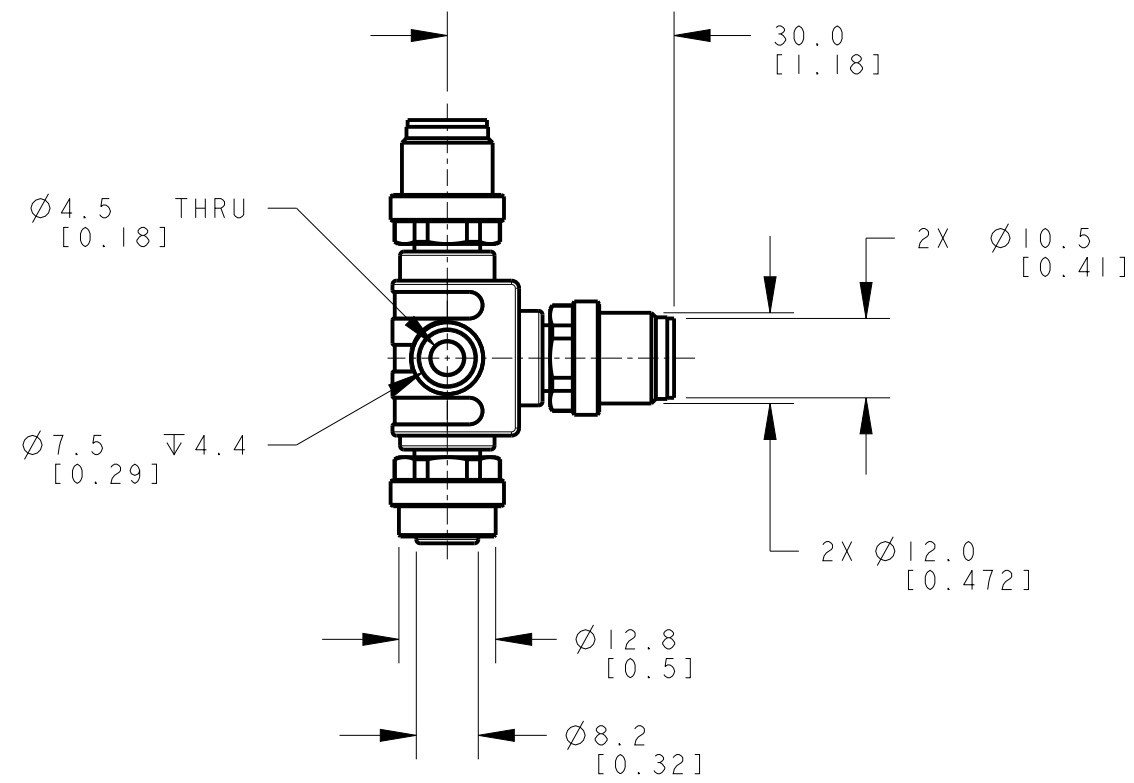


8 7 6 5 4 3 2 1

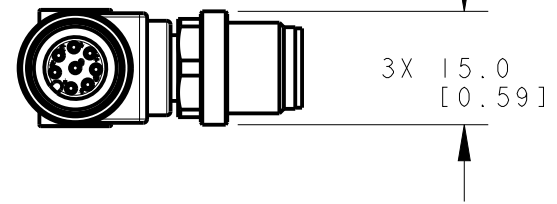
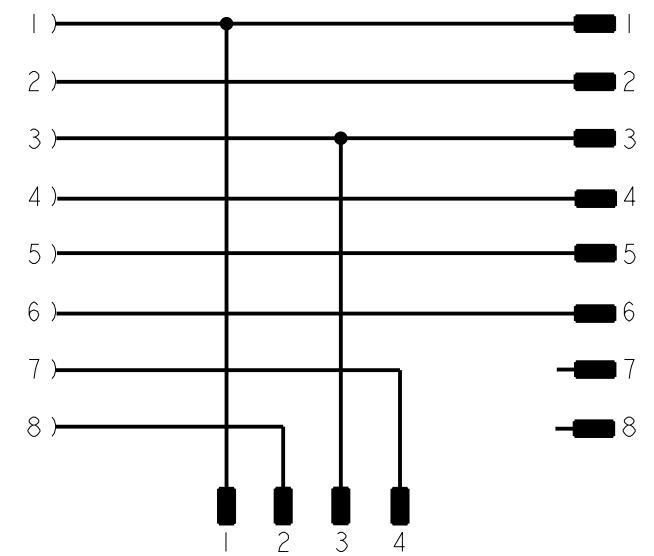
D C B A



ISOMETRIC VIEW:  
SCALE 1:1



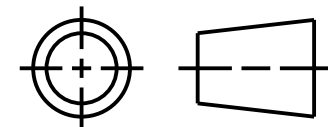
PIN ASSIGNMENT



This drawing is the property of BANNER ENGINEERING CORP. Any use or reproduction, in any form, without prior written permission of Banner is prohibited. © 2015 Banner Engineering Corp.

**BANNER** BANNER ENGINEERING CORP.  
www.bannerengineering.com

THIRD ANGLE PROJECTION



TITLE  
**SI-RFA-TK**

SIZE B	DRAWING NO. <b>209639</b>	REV. <b>B</b>
SCALE 1:1	SHEET 1 OF 1	

NOTES:  
1. ALL DIMENSIONS ARE MILLIMETERS [INCHES] UNLESS OTHERWISE NOTED.  
2. REFER TO "www.bannerengineering.com" FOR ADDITIONAL DATA AND SPECIFICATIONS.

8 7 6 5 4 3 2 1 CREO