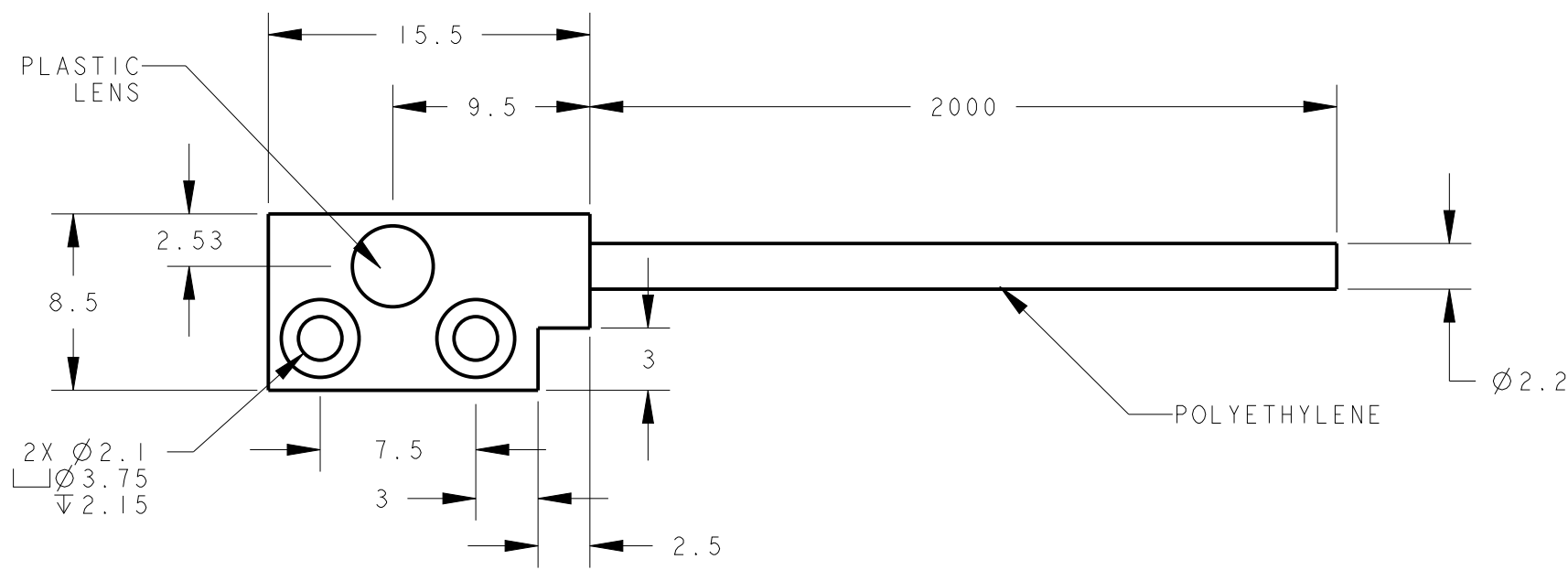
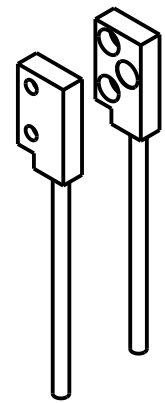


8 | 7 | 6 | 5 | 4 | 3 | 2 | 1

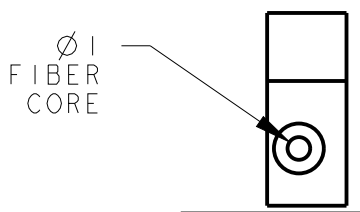
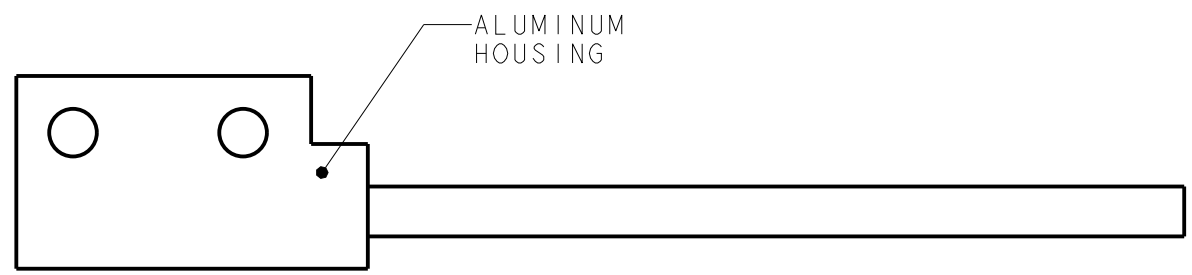
NOTE: MAXIMUM OPERATING TEMPERATURE -55 deg. C - 70 deg. C
 MINIMUM BEND RADIUS R25, DIMENSIONAL TOLERANCE 5%
 PACKAGED IN PAIRS, INCLUDES A LEFT AND RIGHT SIDE FOR OPPOSED SENSING.



ASSEMBLY INCLUDES
 LEFT AND RIGHT SIDE
 FOR OPPOSED SENSING



ISOMETRIC VIEW
 SCALE 1:1



Ø1
 FIBER
 CORE

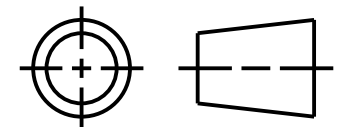
NOTES:
 1. ALL DIMENSIONS ARE MILLIMETERS [INCHES] UNLESS OTHERWISE NOTED.
 2. REFER TO "www.bannerengineering.com" FOR ADDITIONAL DATA AND SPECIFICATIONS.

This drawing is the property
 of BANNER ENGINEERING CORP.
 Any use or reproduction,
 in any form, without prior
 written permission of
 Banner is prohibited.
 © 2015 Banner Engineering Corp.



BANNER ENGINEERING CORP.
 www.bannerengineering.com

THIRD ANGLE PROJECTION



TITLE		
PILS4 SERIES UNTERMINATED		
SIZE B	DRAWING NO. 194156	REV. A
SCALE 3:1	SHEET 1 OF 1	

8 | 7 | 6 | 5 | 4 | 3 | 2 | 1 | CREO