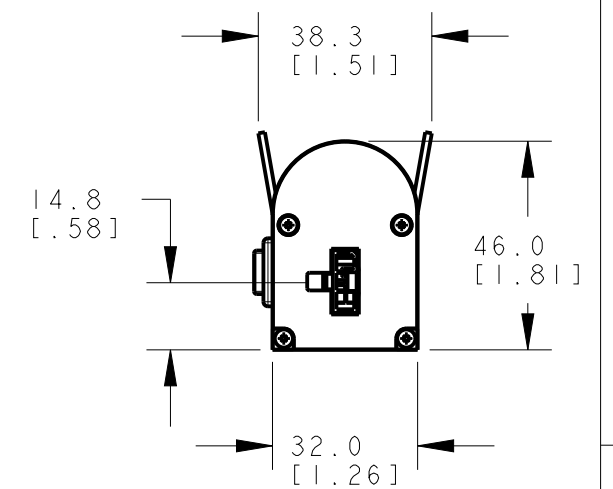
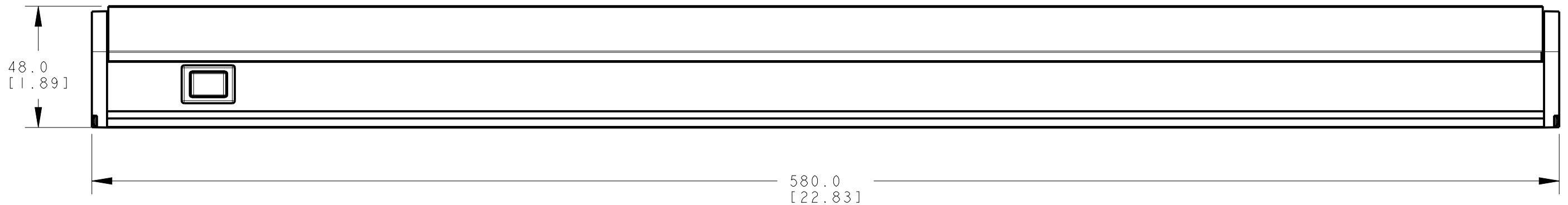
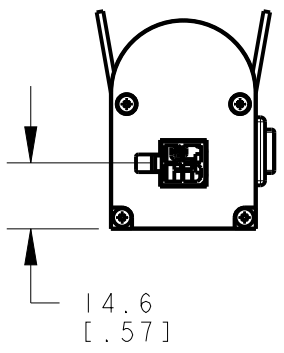


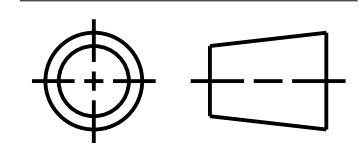
ISOMETRIC VIEW
SCALE 3:5



NOTES:
1. ALL DIMENSIONS ARE MILLIMETERS [INCHES] UNLESS OTHERWISE NOTED.
2. REFER TO "www.bannerengineering.com" FOR ADDITIONAL DATA AND SPECIFICATIONS.

This drawing is the property of BANNER ENGINEERING CORP. Any use or reproduction, in any form, without prior written permission of Banner is prohibited.
© 2015 Banner Engineering Corp.

THIRD ANGLE PROJECTION



BANNER BANNER ENGINEERING CORP.
www.bannerengineering.com

TITLE
**WLB32ZC570EPBOM
WEB CAD DRAWINGS 2D/3D**

SIZE C	DRAWING NO. 192507	REV. A
SCALE 3:5		SHEET 1 OF 1

CREO