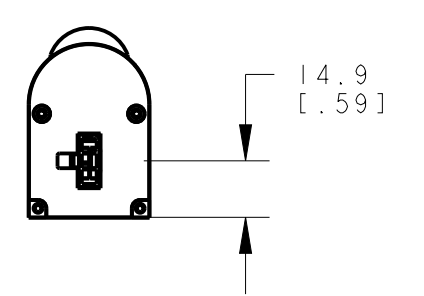
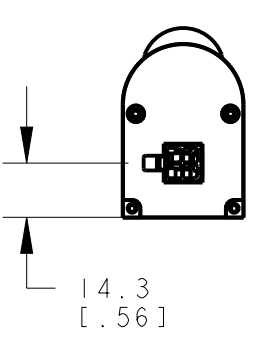
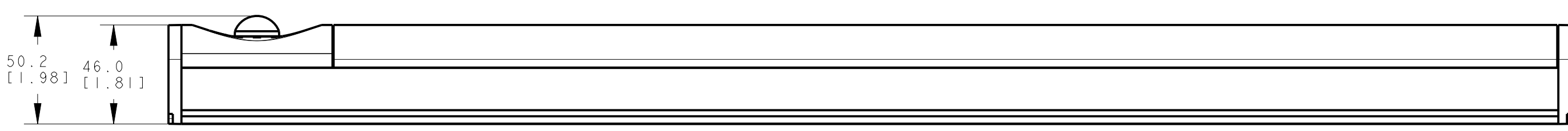
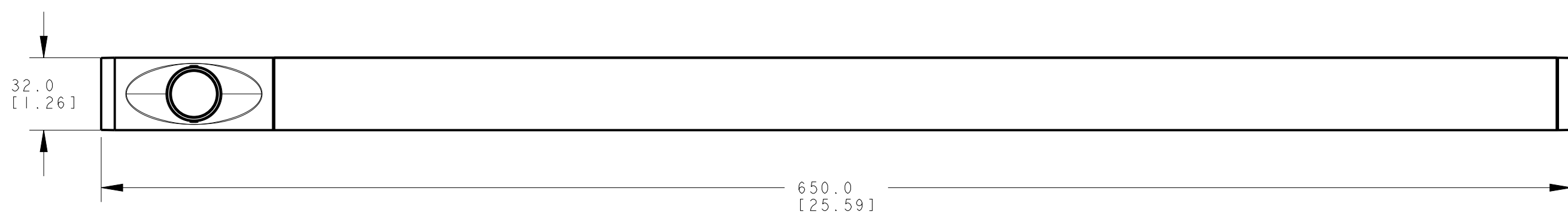


ISOMETRIC VIEW
SCALE 1:4

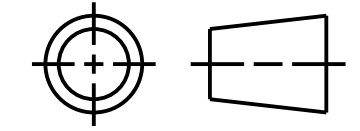


NOTES:
1. ALL DIMENSIONS ARE MILLIMETERS [INCHES] UNLESS OTHERWISE NOTED.
2. REFER TO "www.bannerengineering.com" FOR ADDITIONAL DATA AND SPECIFICATIONS.

This drawing is the property of BANNER ENGINEERING CORP. Any use or reproduction, in any form, without prior written permission of Banner is prohibited. © 2015 Banner Engineering Corp.



THIRD ANGLE PROJECTION



TITLE		BANNER ENGINEERING CORP. www.bannerengineering.com	
WLB32ZC570MOM		WEB CAD DRAWINGS 2D/3D	
SIZE C	DRAWING NO. 190873	REV. A	
SCALE 1:2		SHEET 1 OF 1	

CREO