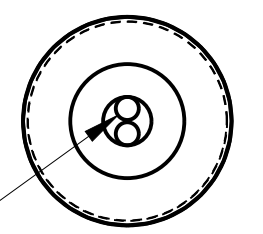
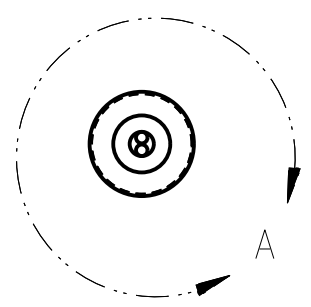
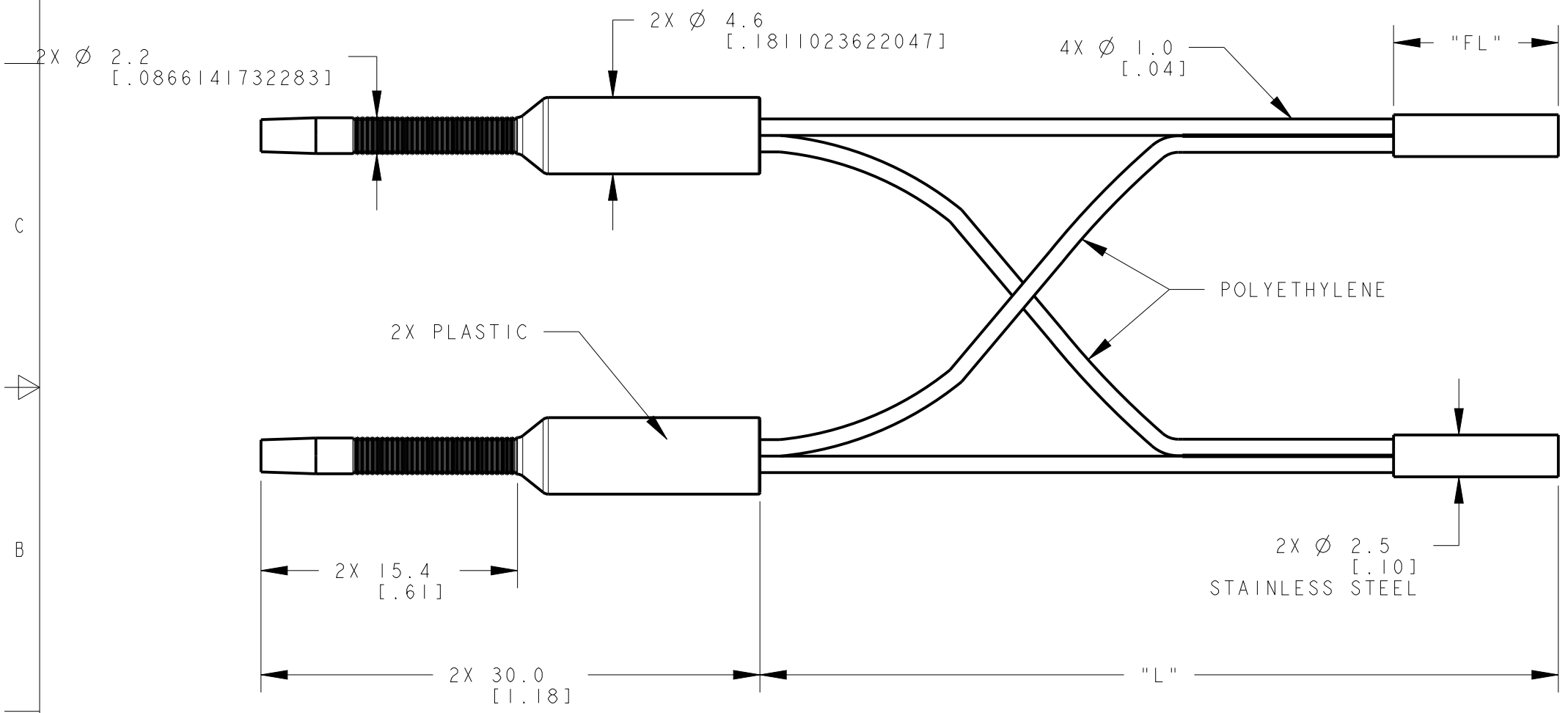


8	7	6	5	4	3	2	1
MODEL NO.	"L"	"FL"	P/N				
PDBF26T5	2000 [.79]	2X 9.9 [.39]	70770				

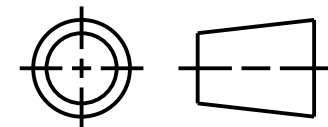


DETAIL A
SCALE 6:1

NOTES:
 1. ALL DIMENSIONS ARE MILLIMETERS [INCHES] UNLESS OTHERWISE NOTED.
 2. REFER TO "www.bannerengineering.com" FOR ADDITIONAL DATA AND SPECIFICATIONS.

This drawing is the property of BANNER ENGINEERING CORP. Any use or reproduction, in any form, without prior written permission of Banner is prohibited.
 © 2015 Banner Engineering Corp.

THIRD ANGLE PROJECTION



		BANNER ENGINEERING CORP. www.bannerengineering.com	
TITLE PDBF2 SERIES TERMINATED WEB CAD DRAWING 2D/3D			
SIZE B	DRAWING NO. 166409	REV. A	
SCALE 3:1		SHEET 1 OF 1	

CREO