

New Products








Table of Contents

Q2X Series Miniature Photoelectric Sensors	6
EG24 Series Precision Edge Sensors	7
Q90R Series Radar Sensors.....	8
K50Z Series Multipoint Sensors.....	10
ZMX Series 3D Time of Flight Sensors.....	11
T30R Series Radar Sensors.....	12
K50R Series Radar Sensors	13
S4B Series Heavy-Duty Type 4 Safety Light Curtains.....	18
SC10 Series Compact Safety Controllers with ISD.....	20
XS26-ISDd Series Expandable Safety Controllers with ISD	21
SI-RF Series RFID Safety Switches with ISD.....	22
SX5 Series Safety Laser Scanners.....	23
Illuminated E-Stops with ISD.....	24
SI-GL42 Series Safety Locking Switches.....	25
Pro Lighting and Indication Products.....	28
WLF12 Flexible LED Strip Lights	32
GS60 Guide Spotlights	33
TL70 Pro With Ethernet.....	34
K30 Pro Optical Sensors.....	35
K50 Pro Touch Indicators with Display.....	36
BL60 Sealed LED Bar Lights	37
LCA130 Andon Light Control Boxes.....	38
WLR95 Compact Lights	39
WLB32 PoE LED Workstation Lights	40
K100 Pro Beacons.....	41
Snap Signal IIoT Hardware.....	44
DXM1200-X2 IIoT Gateway	46
R95C Analog In to Modbus Hubs.....	47
R95C Discrete Bimodal to Modbus Hubs.....	47
AC Voltage Sensor	47
Rogowski Coil Current Sensors.....	48
S15C In-Line Converter with Current Transformer.....	48
IO-Link Hardware	49
DXMR110-8K IO-Link Masters	50
DXMR90-4K IO-Link Masters with Ethernet.....	51
R130C Discrete IO-Link Hub.....	52
R95C IO-Link Hubs.....	53
R90C IO-Link Hubs.....	53
R70 Series Data Radios	54
Monitoring Solutions	56
R50C Motor Driven Roller Controller.....	59
R95 and R50 Molded Junction Blocks	62
M8 Cordsets	63
M12 Cordsets.....	63
CSB Splitters.....	63
S15Y Splitters.....	63



Sensors

Banner Engineering has a wide variety of innovative sensors that excel in the most challenging industrial applications. These new devices can be used for clear object detection, distance measurement, object presence or absence, temperature and vibration detection, pick-to-light, and ultrasonic sensing.



Q2X Series Miniature Photoelectric Sensors



Powerful and simple sensing in a miniature package makes the Q2X ideal for installation in very precise machinery and tight industrial spaces.



EG24 Series Precision Edge Sensors



The EG24 is designed for fast measurement at a resolution of less than 10 microns to ensure precise material positioning, which improves downstream yield and minimizes waste.



Q90R Series Radar Sensors



The Q90R Series radar sensors are versatile, powerful, robust, and intuitive, offering reliable detection across a broad vertical and horizontal field of view.



K50Z Series Multipoint Sensors




The K50Z is equipped with 3D time of flight technology and a wide 45 x 45 degree beam angle, improving efficiency and reducing hardware needs.



ZMX Series 3D Time of Flight Sensors



The ZMX Series 3D Time of Flight Sensor measures and monitors a three-dimensional area. It provides a single-sensor solution for filling applications by measuring both the peak height and average fill volume.



T30R Series Radar Sensors



The T30R is a long-range sensor that provides reliable detection and position feedback even outdoors in extreme weather conditions.



K50R Series Radar Sensors



The K50R series of radar sensors provides a durable, cost-effective solution for short-range detection applications, particularly in challenging environments.



Q2X Series Miniature Photoelectric Sensors

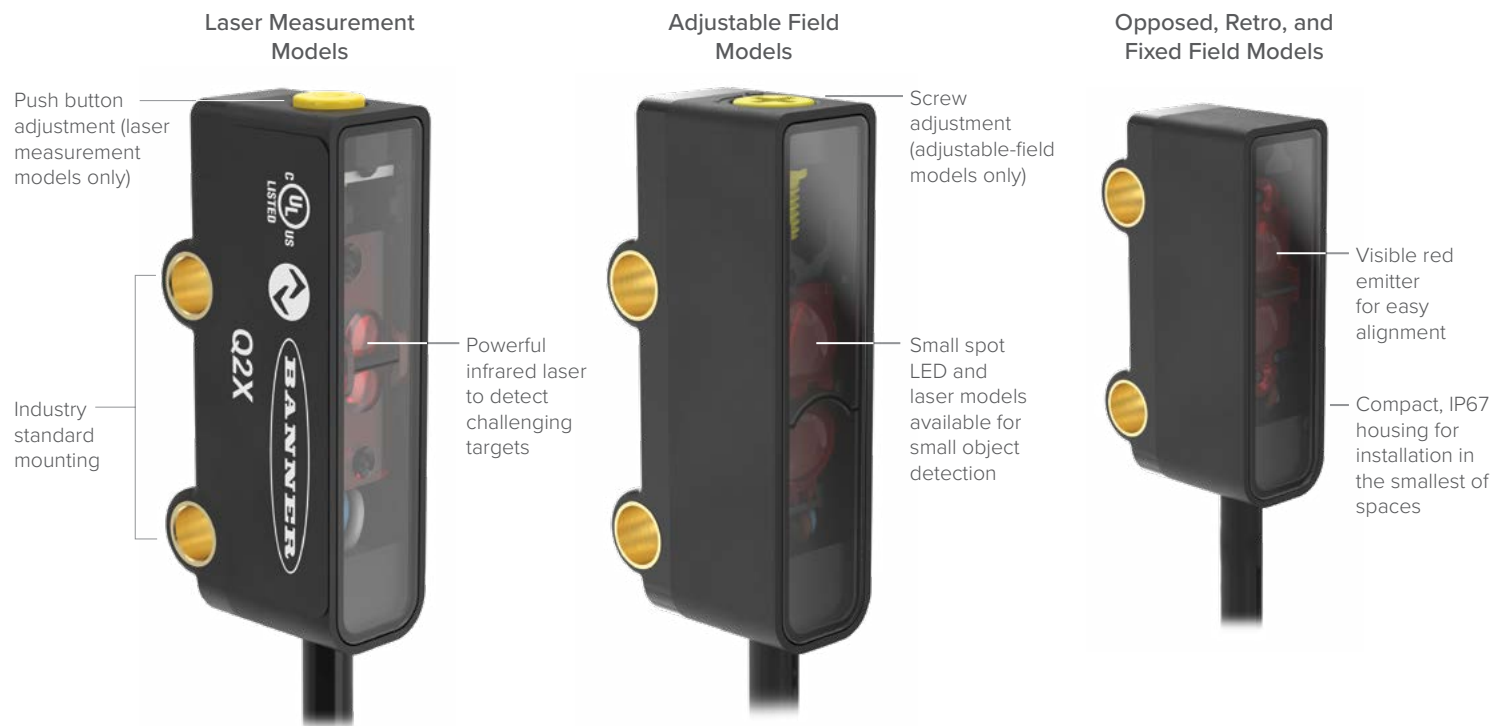
Space-saving photoelectric sensor with short- and long-range models.

- Install in small or constrained spaces, due to the sensor's compact housing design
- Precisely detect small objects using short-range models
- Sense across a larger area or mount the sensor up to 3.3 m away from the target using long-range models
- Solve challenging problems in many applications by consolidating to one sensor family with an array of sensing modes available
- For model information, see page 64



EG24 Series Precision Edge Sensors

- High-resolution measurement ensures material is properly positioned to avoid scrap
- Retroreflective sensor's wide sensing beam delivers precision measurement over a large area
- A selection of measurement modes precisely track edges across a broad variety of moving materials, including a wide range of opacity and texture
- For model information, see page 64



- Fixed-Field**
 - Accurately detect targets while ignoring objects beyond a fixed cutoff distance
 - Fastest commissioning with no configuration or setup required
 - Simplify installation with fewer components and less wiring; no retro target or receiver required
- Adjustable-Field**
 - Accurately detect targets while ignoring objects beyond a user-settable cutoff distance
 - Simplify installation with fewer components and less wiring; no retro target or receiver required
- Opposed**
 - Detect almost any target regardless of shape, color, or finish and as small as 4.3 mm
 - With high excess gain and no dead zone, reduce false and missed detections
- Polarized Retroreflective**
 - Reliably detect dark and shiny targets over long ranges
 - Ideal for reliable leading-edge detection with its fast, 600 μ s response time
- Laser Measurement**
 - Solve challenging problems in many applications with a full-featured sensor that offers a 3 m range for detection and measurement
 - Sense the most challenging targets like dark or shiny poly bags with a powerful infrared laser with best-in-class excess gain

High-Resolution Sensing

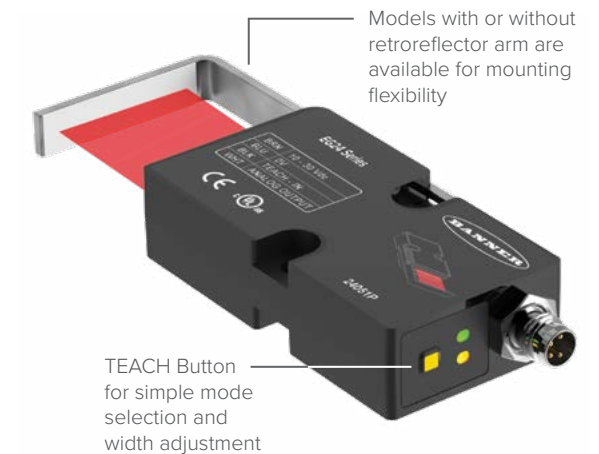
- Less than 10-micron resolution precisely monitors edge movement to maximize process control and reduce wasted material
- 2 kHz measurement frequency rapidly measures edge location, enabling quick corrections to material position

Wide Retroreflective Sensing Area

- 40-millimeter sensing range measures with the same resolution at any distance, allowing for edge movement between the sensor face and reflector
- 24-millimeter wide beam allows for variation in target presentation, which reduces fixturing complexity and provides more reliable detection than a single-point sensor

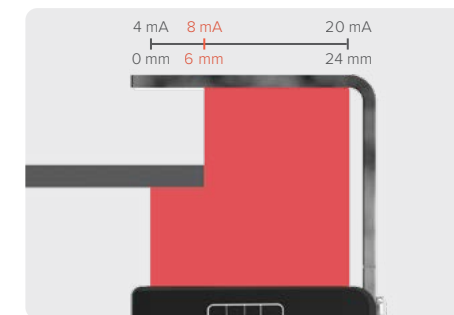
Sensing Modes for Application Flexibility

- Single Edge for tracking and positioning of web and sheet edges with materials such as foils, films, metals, plastics, or paper
- Width or Gap for confirming quality of a product or in process dimension verification



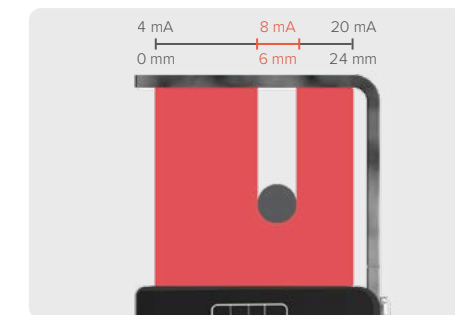
EG24 Precision Edge Sensors

Multiple measurement modes precisely track edges across a broad variety of moving materials, including a wide range of opacity and texture.



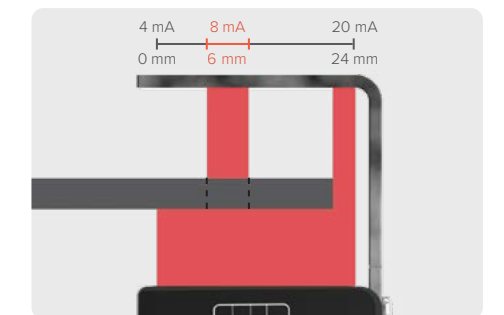
Single Edge Tracking

For tracking and positioning of web and sheet edges with materials such as foils, films, metals, plastics, or paper



Width Mode

For confirming quality of a product or in process dimension verification



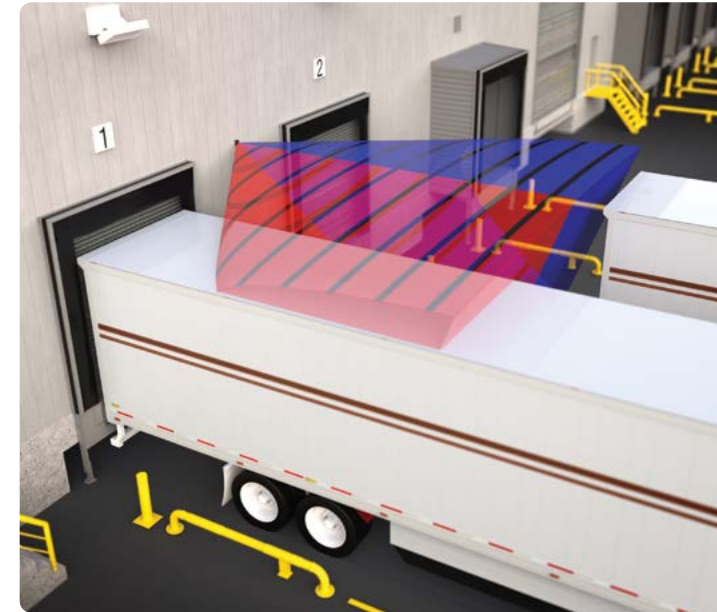
Gap Mode

For confirming quality of a product or in process dimension verification



Q90R Series Radar Sensors

- Robust design for superior and consistent operation in any environment
- Versatility to outperform optical and ultrasonic technologies in demanding conditions
- Intuitive interface enables simple integration and streamlines troubleshooting
- Enhance equipment performance with advanced configuration and detection
- For model information, see page 65



Accurate Vehicle Detection at Loading Docks

Challenge

Accurate vehicle detection at loading docks is crucial for businesses to sustain productivity, safety, and environmental standards. Inaccurate detection can lead to inefficiency and hazardous situations.

Solution

The Q90R's broad field of view and robust signal strength provides flexible mounting options in various orientations to accommodate customer requirements. The Q90R2 can track two different targets, effectively taking the place of two sensors and offering even more application flexibility.

Robust Design and Versatile Performance

IP67 and IP69K environmental ratings prevent ingress of dust and liquids

Bright LED indication enables at-a-glance output status and simplified troubleshooting

Solid-state design resists higher levels of shock and vibration compared to laser scanners

Durable **aluminum housing** withstands harsh conditions




Reliably detect across a broad vertical and horizontal field of view

Short dead zone (150 mm) and long range (20 m) provides superior coverage.

Radar technology **ignores the effects** of ambient weather and light conditions

Collision Awareness



Prevent hazardous collisions to ensure the smooth operation of processes

Measurement and Positioning



Ensure consistent performance and outcomes, track processes, and make incremental improvements

Equipment Monitoring



Dependable monitoring or control of equipment for increased process efficiency

Intuitive Interface



Configure the sensor with the easy-to-use PC GUI



Access advanced diagnostics



Connect to Banner lights to provide immediate visual feedback

Reliable Collision Awareness

Challenge

Forklifts used in manufacturing settings can pose a risk of damaging nearby equipment. Many obstructions in the environment may not be accurately detected by optical or ultrasonic technologies. Additionally, other sensing technologies struggle in the diverse environments where forklifts operate, particularly outdoors.

Solution

The Q90R2 is an effective solution for driver collision awareness. When used in conjunction with a light or audible indicator, the Q90R2 can detect almost any potential hazard and provide clear communication to operators or bystanders, keeping operations running smoothly and preventing damage to assets.





K50Z Series Multipoint Sensors

- Multipoint sensing with one device
- Detect more reliably across a wide area
- Use less hardware and save commissioning time
- For model information, see page 64



ZMX Series 3D Time of Flight Sensor

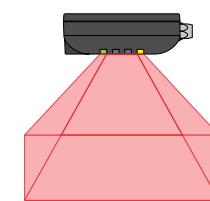
- Container fill monitoring made easy
- Detects peak height or volume over a large sensing area
- One unit offers more reliability than multiple single-point sensors
- Easy setup—simple integration, completely self-contained
- Requires no external lighting
- High ambient light immunity
- For model information, see page 65

Multipoint Sensing with One Device

- Detect more reliably across a wide area
 - 45° x 45° beam angle and 2 meter range allow for detection in a large area
 - 64 measurement points can capture the nearest distance and average height over a large area, yielding more information than a single sensor
 - 3D time of flight technology measures angled targets more reliably than other methods, including ultrasonic
- Use less hardware and save commissioning time
 - Two independently configured outputs let operators monitor two separate areas
 - Less hardware is required by replacing two sensors with one
 - Sensor configuration can be customized to fit the application

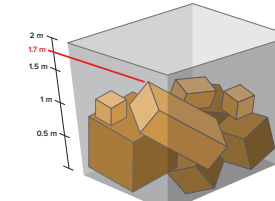


Measure and Monitor the Contents of an Entire Container with One Sensor



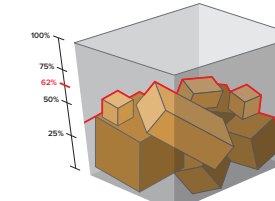
Large field of view

- Monitor a large 60° x 45° field of view
- View entire container, not just a single position



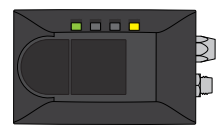
Peak height

- Continually monitor height
- Send an alarm when peak heights are reached
- 2.5 m range



Percent fill

- Determine overflow of contents or packages
- Use the output to track the fill rate or container statistics



All-in-one design

- Logic is integrated into the sensor
- No PC or controller needed after initial setup
- No external lighting required



See Complete Bin Fill Levels with Two Measurements

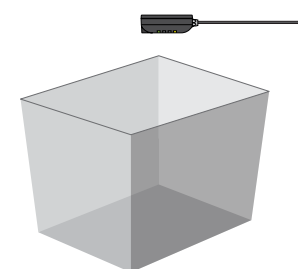
Challenge

Metal shavings from machining automotive parts fill up a scrap bin. The area nearest the outlet fills up faster than other parts of the bin. Multiple sensors are needed to monitor different areas of the bin to prevent overflowing, plus another sensor that monitors the fill level and alerts an operator to spread out the shavings.

Solution

Rather than multiple sensors, a single K50Z has a large 45 x 45 degree viewing area, 64 measurement points, and two independently configured outputs. One output can track peak height and monitor for overflow protection at the outlet, while the other output can track average height and monitor the fill level in the rest of the bin. During setup, these outputs are visualized in the PC GUI so the operator can see exactly what the sensor sees, simplifying configuration.

Easy Setup and Integration



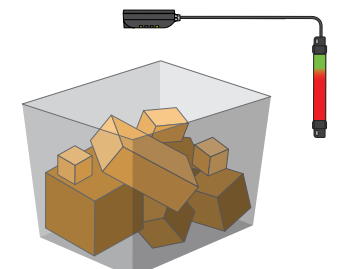
1. Mount the sensor and connect

- Built-in mounting holes
- Variety of mounting brackets to choose from
- Connect to a PC to begin using Banner's 3D Time of Flight configuration software



2. Define sensing conditions

- Define the anchor point at the bottom of the container
- Define the size of the sensing region
- Choose the sensing criteria for the application: peak height or percent fill (shown above)



3. Begin sensing

- Monitor within the entire 60° x 45° field of view
- Does not require any external controllers or PC



T30R Series Radar Sensors

Robust Detection in Challenging Environments

The T30R is a radar sensor that provides reliable detection and position feedback in challenging applications and extreme environments.

- Reliable detection of high-dielectric targets (like metal and large amounts of water) and lower-dielectric materials (such as wood, rock, and organic material) in a wide range of applications
- Virtually unaffected by rain, wind, snow, fog, steam, and sunlight
- Operating temperature of -40 to 65° C
- Radar configuration software, IO-Link, remote teach input, and push buttons for flexible setup and configuration
- T30RW models have a heavy-duty IP69K-rated housing with a polypropylene sleeve over the barrel for particularly harsh environments
- For model information, see page 65



K50R Series

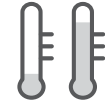
Robust Detection, Industrial Package

- Superior and consistent operation in any environment by ignoring ambient environmental and lighting conditions
- Cost-effective alternative to long range ultrasonic sensors
- Effortlessly set up and configure sensors using the Banner Measurement Sensor Software
- Satisfy different installation needs with base or flush mounting options and discrete and analog outputs
- Visually communicate detailed measurement information with programmable LED indication on the sensor and via direct integration with Banner Pulse Pro lighting
- For model information, see page 65

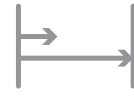
Robust, Longer-Range Alternative to Ultrasonics



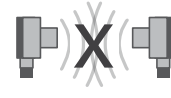
- Ideal for outdoor applications**
- Resistant to rain, snow, fog, steam, or sunlight
 - IP67-rated



- Temperature stability**
- Radar (radio waves) not affected by temperature changes like ultrasonic (sound waves)
 - Consistent measurement from -40 to 65 °C



- Detect near or far**
- Sensing ranges down to 100 mm and up to 25 m



- No crosstalk**
- No problem mounting multiple sensors close together

Cost effective alternative to long range ultrasonic sensors



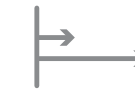
- Ideal for outdoor applications**
- Resistant to rain, snow, fog, steam, or sunlight
 - IP67-rated



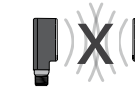
- Ideal for challenging indoor applications**
- Immune to dust, dirt, and steam
 - Replace ultrasonic in tank level measurement applications



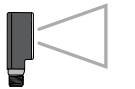
- Temperature stability**
- Temperature interferes with ultrasonic (sound wave) sensors, but it does not affect radar (which uses radio waves)



- Accurate measurement**
- Short dead zone of 50 mm
 - 5 m range



- No crosstalk**
- No problem mounting multiple sensors close together



- Wide beam angles**
- 40° x 30° models closely match ultrasonic's performance
 - 80° x 60° models offer a broad coverage to detect targets

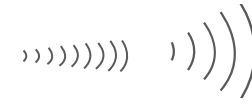
More Precise and Reliable Alternative to Traditional 24 GHz Radar



- Accurate measurement**
- Linearity and repeatability less than 1 cm



- Senses more objects**
- 122 GHz radar detects a wider range of low-dielectric materials for use in many applications



- Precise measurement up to 25 meters**
- Sensors use two independent, adjustable sensing zones and operate at 122 GHz, which enables higher-precision measurements with a narrow or wide beam pattern up to 25 meters away

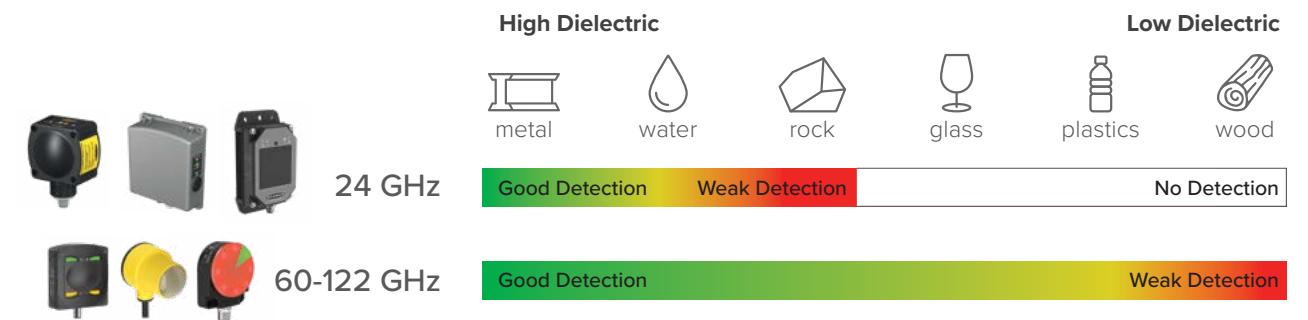
Bridging the Gap Between Ultrasonics and Radar



	Range	Dead Zone	Outdoor Durability	Measurement Precision	Crosstalk Immunity
Other Banner Radar (24 GHz)	✓		✓		✓
T30R (122 GHz)	✓	✓	✓	✓	✓
Ultrasonics		✓		✓	

Operating Frequency

Different radar frequencies affect not only the range of the sensor, but also what materials it can detect. 24 GHz radar has a long range and ignores ambient weather like heavy rain and snow. However, its detection is limited to stronger radar targets. 122 GHz radar provides greatly increased accuracy and can see a much wider range of materials compared to 24 GHz. 60 GHz conveniently falls between 24 GHz and 122 GHz in terms of performance. It has remarkable resistance to ambient weather and can detect a similar range of materials to 122 GHz with a better accuracy than 24 GHz.



Metal, water, and other high-dielectric materials provide a stronger return signal than plastic, wood, or other organic materials.



Machine Safety Products

Designed to be easy to use and implement, developed to protect personnel and equipment from accident and injury, and built to perform reliably in challenging environments, our comprehensive collection of machine safety products provide the highest levels of safety without compromising productivity.



S4B Safety Light Curtains

S4B Heavy-Duty Type 4 Safety Light Curtains provide durable, dependable machine safeguarding.



SI-RF Series RFID Safety Switches

SI-RF Series safety switches utilize RFID technology to monitor doors, gates, and other movable mechanical safeguards that separate personnel and equipment from a hazard.



SI-GL42 Series Safety Locking Switches

Locking-style safety interlock switch for interlocking and position monitoring.



ISD Connect

This compact T-connector brings a non-ISD enabled device into an ISD system.



Illuminated E-Stops with ISD

Fully assembled illuminated E-stops with ISD enable easy installation and hookup with no assembly, individual wiring, or additional enclosure required.




SC10 Series Compact Safety Controllers with ISD

Cost-effective, easy-to-use safety controller for smaller machines replaces the functionality of two or more safety relay modules and features an intuitive user interface and advanced diagnostic capabilities.



XS26-ISDd Series Expandable Safety Controllers with ISD

The XS26 Series has the ability to scale with your machine while offering advanced diagnostics with ISD and network access for live view and configurability.



S4B Series Heavy-Duty Type 4 Safety Light Curtains

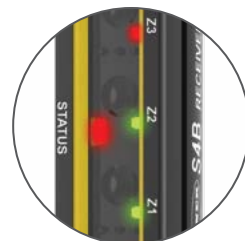
- Optimized auto cascade saves installation and setup time
- Specially designed cordsets simplify installation and maintenance
- 14- and 30-millimeter resolution options offer safety protection for different applications
- Zone indication and weak beam strength indicators reduce commissioning time and help identify maintenance needs
- Available muting accessories refine system design and installation
- Save installation and setup time with auto cascading
- Endcap mounting and center mount brackets enable greater installation flexibility
- For model information, see page 66

Simple installation

The S4B gives you more flexibility when deciding how to mount light curtains on your machine. Choose from either center-mount brackets or endcap brackets, both offering up to 15 degrees of freedom to align the emitter and receiver. Once the light curtains are mounted, alignment is further simplified with the onboard alignment zone indicators as shown below.




Alignment Zone Indicators




Misaligned

Red indicates a loss of signal due to a blocked beam or significant misalignment



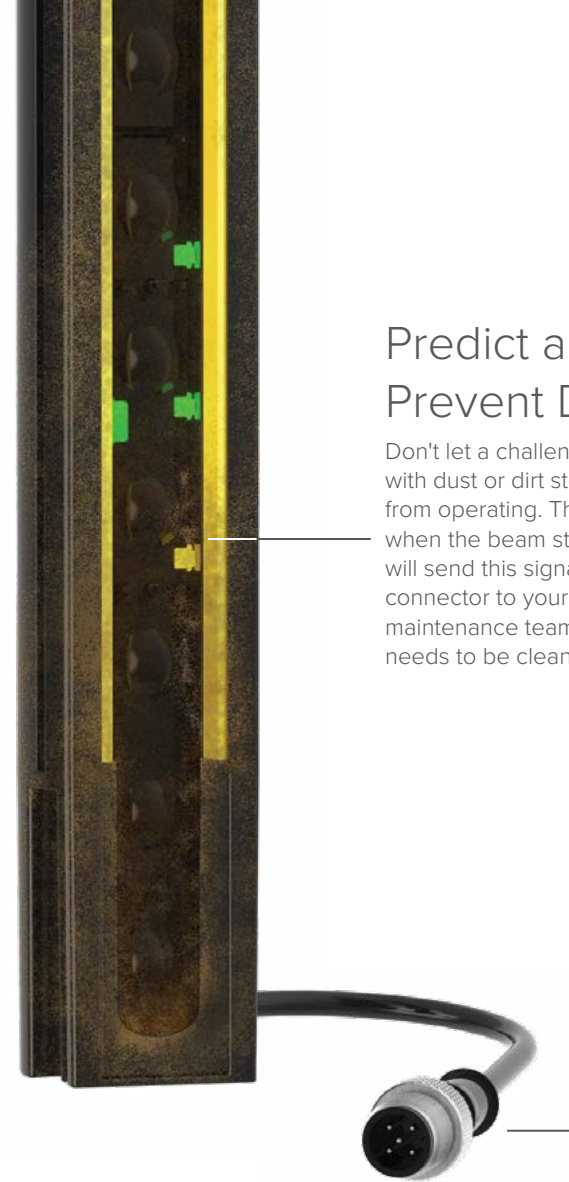
Weak

Yellow indicates a weak signal due to a slight misalignment



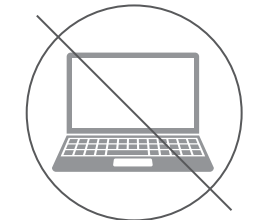
Aligned

Green indicates a strong signal, proper alignment, and clear of obstruction




Predict and Prevent Downtime

Don't let a challenging environment with dust or dirt stop your machine from operating. The S4B detects when the beam strength is low and will send this signal via pin 5 on the connector to your PLC or HMI to notify maintenance teams that the lens needs to be cleaned.



Intuitive Setup and Swap-out

Select and save scan code setting without a PC for easy setup and swap-out



Reliable Hand Detection


The S4B is available with 30-millimeter resolution for reliable hand detection



Reliable Finger Detection

The S4B is available with 14-millimeter resolution for reliable finger detection

Save Installation and Setup Time with Auto Cascading





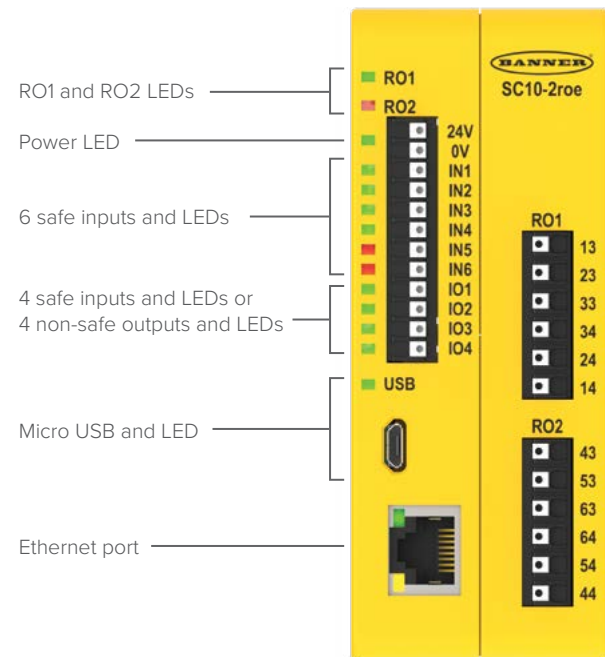
SC10 Series Compact Safety Controllers with ISD

- PC configurable: flexible and easy to use
- Safety inputs: up to 70 with ISD
- Safety outputs: two independently controlled relay outputs 6A each
- EtherNet/IP, PROFINET, Modbus
- For model information, see page 66




XS26-ISDd Series Expandable Safety Controllers with ISD

- Safety controller plus ISD to PLC gateway
- Easy to configure with free PC software
- Network accessible: configure and live view via an Ethernet connection (Ethernet-enabled XS26 models only)
- Connects up to 256 ISD devices
- Expandable up to 394 total safety devices and 68 safety outputs
- PROFINET, EtherNet/IP, Modbus TCP, EtherCat
- For model information, see page 66



SC-XM3—Fast Programming and Swapout

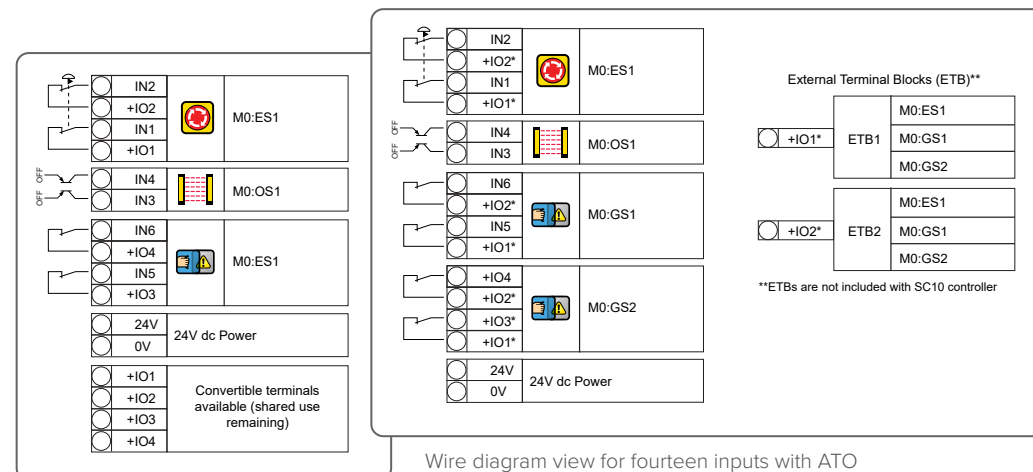
- Backup copy of configuration, password, and network settings
- Download configuration without a PC; save time during panel build
- Fast swapout to minimize downtime



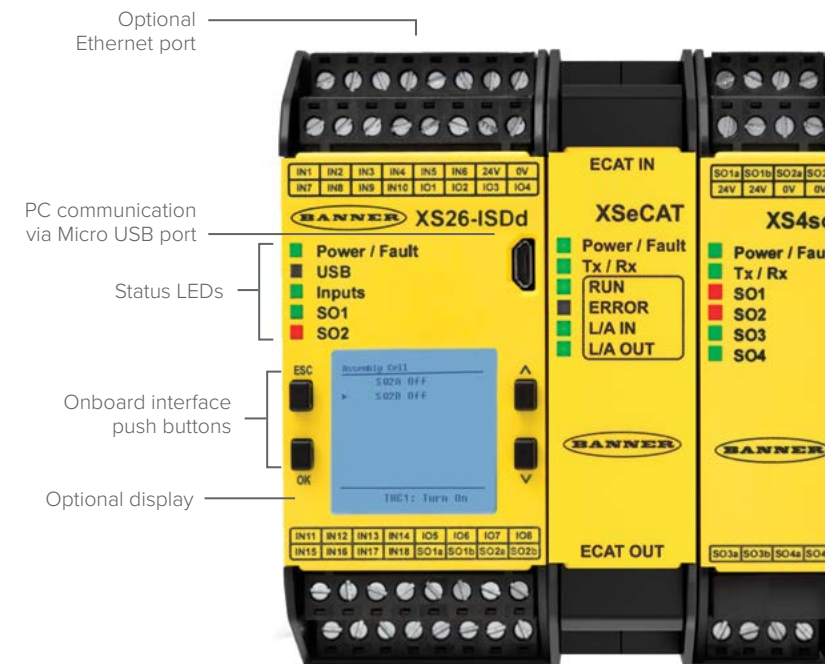
- 2 x 6A independently controlled relays (RO1 and RO2)
- 3 NO sets of contacts each

Automatic Terminal Optimization (ATO)

Allows for an increase from ten to fourteen inputs



Wire diagram view for ten inputs without ATO



- Base Controller allows 8 of the 26 inputs to be configured as outputs for efficient terminal use
- Two independent pairs of safe outputs at 0.5A each
- In-Series Diagnostics (ISD) provides detailed status and performance data

- Optional display screen allows local diagnostics for efficient troubleshooting
- Up to eight expansion I/O modules can be added as automation requirements grow or change
- Choose from six expansion module models with a variety of safety inputs, solid-state safety outputs, and safety relay outputs
- Controller and input modules allow safety inputs to be converted to status outputs for efficient terminal use
- Fast programming and swapout using the SC-XM3 memory card



SI-RF Series RFID Safety Switches with ISD

- Two-piece design in which the sensor and actuator do not contact
- High tolerance (10 mm) to misalignment enables reliable performance in challenging industrial environments
- IP69 solutions available
- Available with the highest level of tamper resistance
- For model information, see page 66



SX5 Series Safety Laser Scanners


- Master and remote functionality with simplified setup and wiring
- Protects personnel and equipment with three independent safety outputs
- Features 70 unique safety zone sets, encoder inputs, and advanced measurement data—ideal for complex applications
- Cost-effective, compact, one-piece design with 275° of monitoring
- Horizontal or vertical detection zones to reliably safeguard mobile vehicles, access points, work areas, and more
- For model information, see page 67

10 mm misalignment tolerance to avoid false trips

Resistant to high vibration and operations with metallic shavings

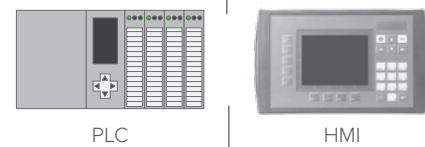
LEDs for status and diagnostics

IP69 housing




RFID Cascade with In-Series Diagnostics

- Multiple-door RFID non-contact gate/door sensing solution
- 4-pin QD connections for cost-effective, simple, error-free installation
- Connect up to 32 sensors in series
- Door status and sensor health sent to PLC/HMI for simple troubleshooting



IO-Link Master

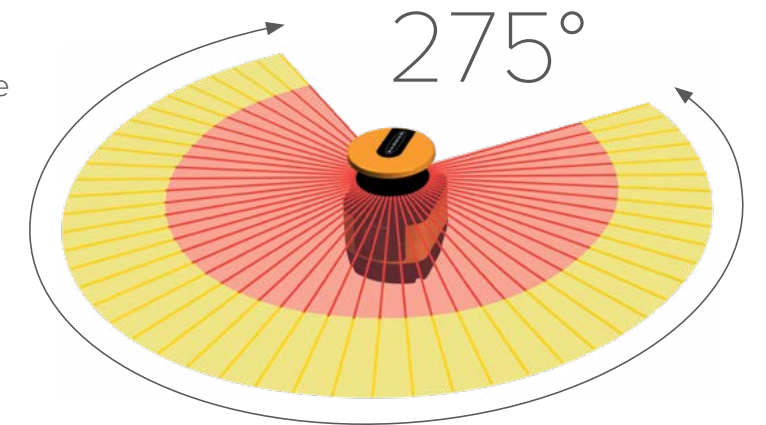


275 Degrees of Coverage

275 degrees of coverage makes it easy to mount on a corner

Maximum range for safety zone: 5.5 m

Maximum range for warning zone: 40 m



Monitor up to three safety areas simultaneously

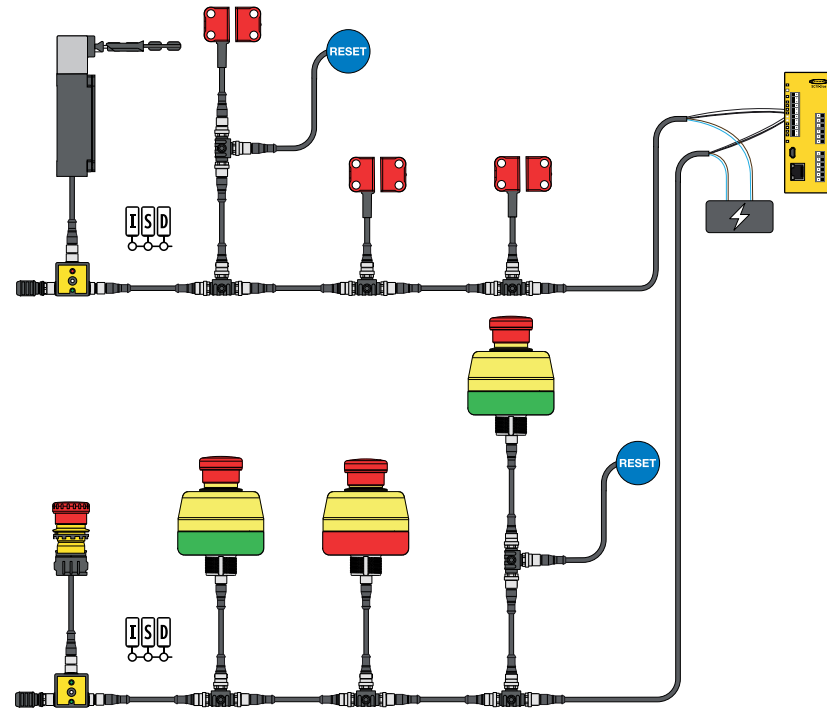
Three independent safety outputs allow you to monitor up to three distinct safety areas, simplifying wiring, setup, and installation. It's like having three scanners in one.



Illuminated E-Stops with ISD

Resolve Issues and Prevent Downtime

- Available with In-Series Diagnostics (ISD), which provides detailed status and performance data from each connected button
- Patented E-stop base will flash red when actuated and indicate armed status with either green, yellow, or no illumination
- One-piece, fully enclosed button with M12 connection reduces time and labor of installation; button diameter options and button shrouds available
- Rugged design rated to IP65 for use in harsh environments; IP69 cover available
- Models available with local reset input
- For model information, see page 67



Related Product



ISD Connect T-Connector

- Connects a non-ISD-enabled safety device with 2 normally closed sets of contacts, such as a panel-mount E-stop or safety switch, to an ISD chain
- IP67-rated and installs easily, with no assembly or individual wiring required
- 5-pin M12 female port for connecting an input device
- Access diagnostic data, prevent system faults, and reduce equipment downtime of non-ISD devices
- Built-in indication for input device and ISD status
- Center mounting hole for simple and versatile installation
- For model information, see page 67



SI-GL42 Series

Safety Locking Switches

- Lightweight, robust design with plastic body and metal for mechanically stressed components
- Actuator head rotatable in 90° increments, providing five positions, including vertical
- Choice of spring lock with energized solenoid release or energized solenoid lock with spring release
- Multiple actuator and monitoring contact configurations for any automation safety application
- Some models compatible with Banner's exclusive In-Series Diagnostics (ISD) system for data-driven insight
- Activated locks can be manually unlocked with a tool if machines need to be accessed for maintenance or repair
- For model information, see page 66



Actuators

SI-QM-SSA-2

- Straight rigid actuator for sliding or removable guards



SI-QM-SSA-2RA

- Flat rigid actuator for sliding or removable guards



SI-QM-SMFA-2

- Flexible actuator for small hinged guards 150 mm or larger




SI-QM-SMFA-3

- Flexible actuator for small hinged guards 400 mm or larger



Sliding door handle with mechanical latch simplifies installation and provides latch function to prevent switch and actuator damage and optimizes alignment.

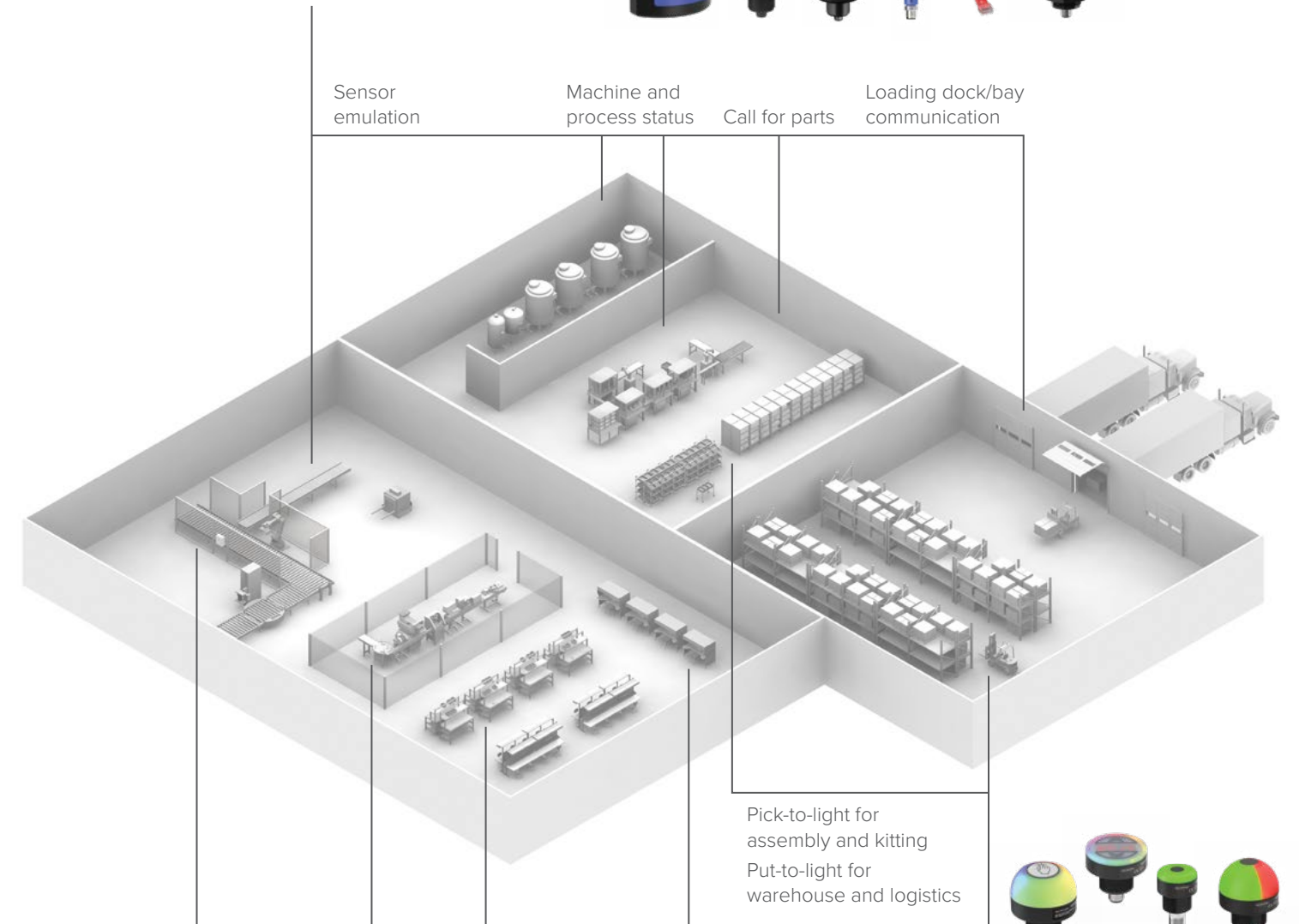


Lighting and Indication

Banner's expanding selection of lighting, tower lights, indicators, audible alarms, and actuators provide superior-quality illumination, clear status indication, and unmistakable operator guidance. Banner offers the low-power, maintenance-free advantages of LED technology as well as programmable LED devices, which provide users the ability to configure color, flashing, dimming, and advanced animations.

Communicate Status

- Empower operators
- Alert supervisors
- Accelerate resolution
- Plant-wide



- Electrical panel lighting
- Machine lighting
- Workstation lighting
- Visual inspection station



Illuminate the Work Area with LED Lighting

- Boost worker productivity
- Improve product quality
- Reduce energy costs

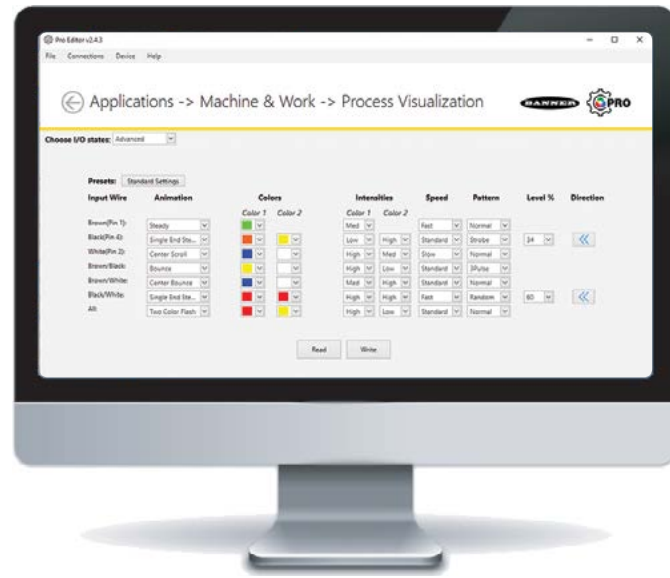


Increase Efficiency with Light-Guided Part Picking

- Reduce cycle time
- Error-proof assembly
- Streamline training

Pro Products

The Pro Series programmable multicolor LED devices from Banner Engineering offer limitless possibilities for advanced indication of dynamic machine states, operator interaction, and process status. The Pro Series is ideal if you are looking for advanced capabilities or flexibility beyond a traditional factory light. Whether you have discrete or protocol devices, the Pro Series use Banner's Pro Editor Software, IO-Link, or PICK-IQ™ for real-time communication across your factory.



Software for Programmable Devices

Banner's Pro Editor Software allows users to program device status, colors, animations, and much more for control via discrete inputs, bringing intuitive indication and interaction to the visual factory. Programmable RGB devices make supply chains more efficient by allowing you to standardize on one model that can be customized as needed. The application-based interface makes it easy to configure a device for a wide range of applications such as displaying machine warm-up time, indicating unique steps in an assembly process, showing distance and position information, and communicating multiple machine states.



	S15L Pro	S22 Pro Indicator and Touch Button	K30 Pro Indicator, Touch, and Optical	K50 Pro Indicator, Touch, and Optical	LCA130T	CL50 Pro
--	----------	------------------------------------	---------------------------------------	---------------------------------------	---------	----------



✓ ✓ ✓ ✓ ✓ ✓



			✓	✓	✓	✓
--	--	--	---	---	---	---



✓ ✓ ✓

Technologies



allows simple configuration via discrete inputs with advanced options for colors, animations, logic, and much more.



is an open standard serial communication protocol that allows for the bi-directional exchange of data from IO-Link supported devices, lights, or indicators that are also connected through a master.



is a purpose-built, Modbus-compatible serial bus protocol that uses a Common ID to reduce the typical latency that results from polling multiple devices.

Modes and Animations



Spectrum



50/50



Rotate



Timer



Scroll



Bounce



Flash



Level



Strobe



Counter



TL50 Pro	TL70 Pro	K90 Pro	K100 Pro	TLF100 Pro	WLF12 Pro	WLS15 Pro	WLS27 Pro	RLS27 Pro	WLS28 Pro	PTL110
----------	----------	---------	----------	------------	-----------	-----------	-----------	-----------	-----------	--------

✓ ✓ ✓ ✓ ✓ ✓ ✓ ✓ ✓ ✓

✓	✓	✓		✓	✓	✓	✓		✓	
---	---	---	--	---	---	---	---	--	---	--

✓ ✓



Programmable LED indicators offer multiple color choices in a single housing



Pro Products Give Your Light Full Control

For illumination, indication, or interaction, the family of Pro products from Banner enable advanced capabilities and control throughout a visual environment.



LED Indicators

- Configure color, flashing, intensity, rotation, and sound
- Up to fourteen colors, five different sizes for machine or panel mount
- Pro Editor models offer simple wiring, enabling easy setup and reduced installation time
- PICK-IQ® devices provide the ideal solution for production lines and fulfillment stations that require dynamic indication
- Models with IO-Link communication enable almost limitless capacity for custom indication
- Simplify purchasing with fewer models that can be customized in-field, saving costs and inventory requirements



Touch Buttons

- Pro actuators offer advanced animation customization and faster response speed
- Configure color, animation, intensity, and activation logic
- Touch buttons offer excellent immunity to false triggering by water spray, oils, and other foreign materials
- Optical sensor models are immune to ambient light, electromagnetic interference, and radio frequency interference
- Can be actuated with bare hands or gloves and have the added feature of adjustable sensitivity
- Compatible models are programmable using Banner's IO-Link system for customization of colors and animation
- Models with PICK-IQ® feature faster response speeds over a serial network




LED Strip Lights

- RGBW LEDs for illumination and indication plus timer, counter, distance, and gauge modes
- Six white color temperatures for comfort and compatibility
- Provide high visibility status indication
- Versions available for Pro Editor, IO-Link, and PICK-IQ® to suit all your needs or integrate with other Pro products
- IO-Link helps reduce costs, increase process efficiency, and improve machine availability
- Available in multiple lengths from 150 to 3000 mm
- Visually communicate distance and other sensor measurements with Pulse Pro I/O™



Tower Lights

- Fourteen colors, three segment types, and two housing colors
- Classic segment control plus action, timer, counter, and level modes
- Pre-assembled and preconfigured multi-segment LED tower light indicators replace conventional stack lights, which often require time-consuming assembly and complex wiring
- Self-contained tower lights provide users with custom indication by combining the vast color options provided by RGB LEDs with the versatile control capabilities offered by either Pro Editor software or IO-Link communication



WLF12 Series Flexible LED Strip Lights

- Durable, cut-to-length, silicone-encapsulated housing enables placement in industrial environments
- Simple installation with M12 connector and self-adhesive backing for curved or flat surfaces
- Custom and creative indication with numerous colors and animations
- Available LC25C LED Controllers enable simple discrete I/O or IO-Link operation and no-code configuration
- For model information, see page page 68



GS60 Series Guide Spotlights

- Reduce errors, improve productivity, and enhance operator interaction with increased visibility provided by the bright, focused spot
- Enhance worker comfort and safety by easily setting lighting levels to match the environment and application needs
- Reliably use in harsh environments with the long-lasting, impact resistant, durable anodized aluminum housing and polycarbonate window
- For model information, see page 68



- Cut in 50 mm increments to fit exact application specifications
- Display the colors and animations needed to communicate various AGV states to people nearby



- Provides bright illumination in workspaces, cabinets, and machines with 285 lumens per foot/300 mm
- Peel-and-stick installation using high-strength adhesive backing ensures quick and secure mounting



Pallet Pick and Place Indication

Challenge

- Workers used forklifts to pick up pallets and place them in vacant spaces
- Remembering which pallets needed to be transported or where to drop them off proved challenging, prompting the search for a solution to indicate the correct pallets and placement

Solution

- Installing GS60 Guide Spotlights above the pallet spaces enabled workers to quickly identify which pallets to pick and where to place them
- The incorporation of indicators boosted efficiency and speed in staging loads within the warehouse

Related Product



LC25C LED Controller

- Enables operation by either IO-Link or discrete I/O
- Direct M12 connection to WLF12 Pro LED Strip Light
- Dynamic control and advanced animations
- DC operation from 12 to 30 V
- IP65, IP67, and IP68 rated to simplify installation
- Only for the WLF12 pro



TL70 Pro with Ethernet Modular Multicolor RGB Tower Lights

- Provides full access to color, flashing, and intensity settings
- Simplify installation with Power over Ethernet (PoE) models that use just one cable to connect directly to a PoE-equipped Ethernet switch, eliminating the need to have a separate power supply
- Configured to communicate via Modbus RTU without the need to connect the device to a computer for setup
- For model information, see page 70

EtherNet/IP™

PROFI
INDUSTRIAL ETHERNET
NET

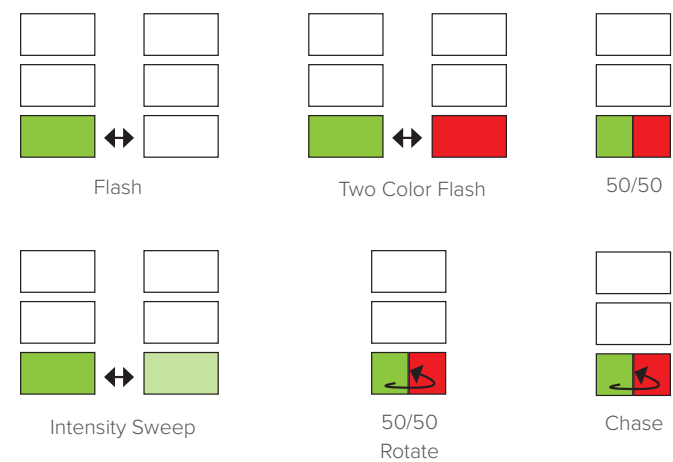
Modbus



K30 Pro Optical Multicolor Indicator with Optical Sensor

- Sensing and indication in one device
- Pro Editor Software gives users the flexibility to define indication colors, range, and logic
- Remote input enables range definition without a controller for fast, simple setup
- Touchless activation eliminates the possibility of contamination and the need for physical force to operate
- Adjustable range from 20 to 1000 mm for detection where needed, and ignores objects in the background
- Use configurable indication states to show target position/distance
- For model information, see page 69

Modes and Animations



Workstation Status Indication with PoE

Challenge

A manufacturing facility lacked a clear system for displaying workstation efficiencies and operational status at several assembly stations, making it difficult to quickly identify and address issues. The team decided that tower lights would be effective for visual status indication but had no way to control them.

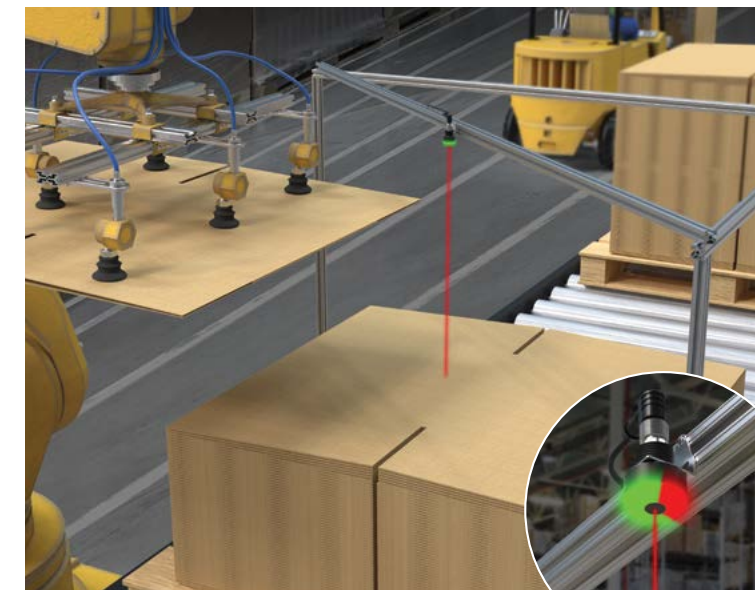
Solution

They connected TL70 Pro tower lights with Power over Ethernet (PoE) to each workstation via an ethernet switch, reducing wiring complexity and installation costs, no power supply needed.

Audible and Alerts



	Frequency*	Maximum Intensity
Tone 0	1.7 kHz	81 dB at 1 m (3.3ft)
Tone 1	2.2 kHz	100 dB at 1 m (3.3ft)
Tone 2	2.7 kHz	104 dB at 1 m (3.3ft)



Indicating Stack Level on a Robotic Case Erector


- By using the K30's distance mode, operators who were tending multiple stations could quickly verify the stack level of boxes
- This allowed them to prioritize refill activity to prevent material shortages and eliminate downtime
- With this intuitive and highly visible transition from green to red, a single operator could easily identify when boxes needed to be refilled at multiple workstations
- A discrete output from the K30 can send a signal back to the control system to alert the supervisor



K50 Pro Touch with Display Programmable Compact Indicators

An ideal interface device for pick-to-light, condition monitoring, and general operator interaction in industrial environments. It enables users to clearly communicate status and receive feedback, improving throughput and productivity.

- Four-digit, seven-segment LED display
- Two independent touch areas
- Excellent immunity to false triggering by water spray, oils, and other foreign materials
- Can be actuated with bare hands or gloves
- For model information, see page 35



BL60 Series Sealed LED Bar Lights

- Helps vision systems identify defects and scan targets by completely illuminating objects in front of the camera with bright, lensed LEDs
- Provides long-lasting performance and minimal replacement costs with sealed, IP67/IP69K-rated aluminum housing; -40° to +50° temperature range; and three window options: clear or diffused polycarbonate and borosilicate glass
- Delivers ideal application intensity with adjustable PWM/strobing and 1 to 10 V dimming control
- Enables comprehensive inspection capabilities with multiple color options: red, green, blue, white, UV, and IR
- For model information, see page 35




Four-Digit, Seven-Segment Display with Two Touch Sensors

- Dual-touch surfaces enable increment/decrement and choose/select functionality that is difficult with standard, single-touch buttons
- Four-digit alphanumeric display enables users to communicate more information, can be inverted, and can scroll longer messages
- IP67 and IP69K-rated, allowing users to install it without any additional enclosure

Programmable RGB Configurability

- Combine proven technology and ruggedness with the added versatility of RGB LEDs
- Fourteen colors to choose from, including red, green, blue, yellow, orange, white, and amber
- Customize color, animation, intensity, and activation logic
- Limitless possibilities for advanced indication of dynamic machine states, operator interaction, and process statuses



Bottle Cap Inspection

Challenge

- On a bottling line, a bar light was used to create contrast so a vision camera could inspect bottle caps
- A sealed, waterproof light was needed to withstand washdown environments


Solution

- A BL60 Sealed LED Bar Light was installed above the bottling line with high output red light
- The red light provided enough contrast for the camera to identify defects on the blue caps
- Its rugged, sealed design rated IP67/IP68/IP69K ensured long-term performance in washdown environments



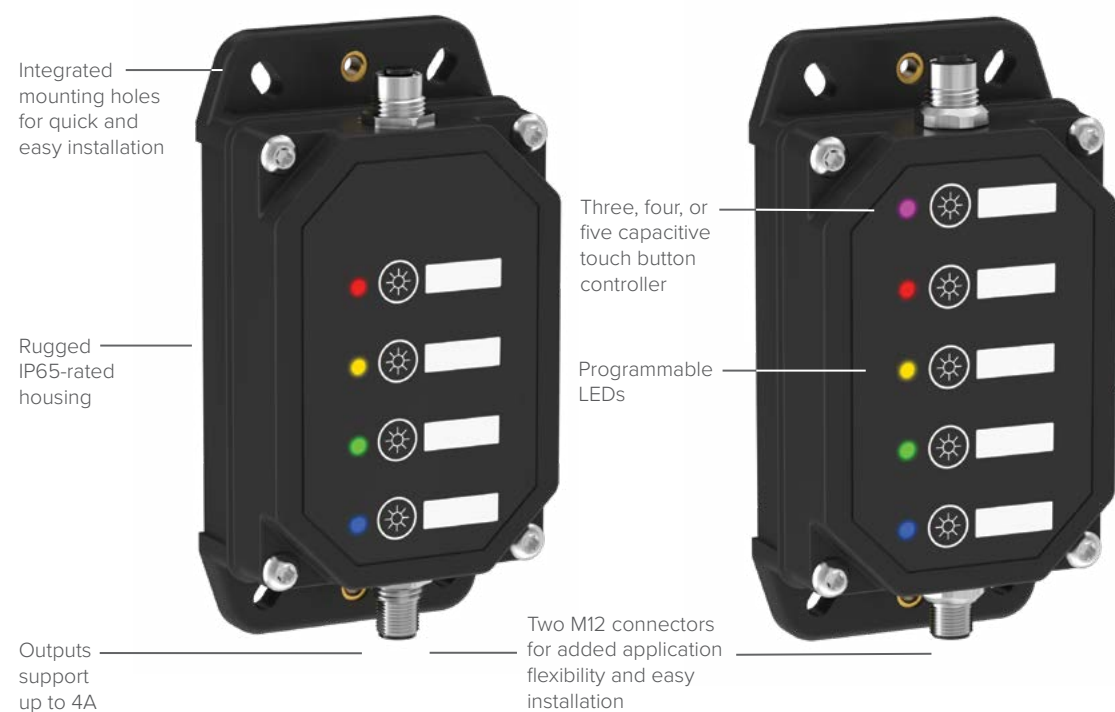
LCA130 Series Andon Light Control Boxes

- Make informed decisions that boost productivity by using data collected from IO-Link and wireless models to pinpoint delays and performance issues
- Customize status LED colors, flashing, and intensity settings to enhance operator interaction in assembly, workstation, and other manufacturing applications
- Mimic the connected light's status for added indication with programmed status LEDs
- Reduce installation time with plug-and-play M12 connections that do not require hard-wiring
- Depend on long-lasting durability provided by the IP65-rated design and capacitive touch buttons that eliminate moving parts
- Support a variety of lights with the LCA130T's 4-Amp rated outputs, allowing users to select the ideal light for their application
- For model information, see page 70




WLR95 Series Compact Area Lights

- Compact footprint delivers exceptional illumination for enclosures, conveyors, machines, and vision applications
- Daisy chain multiple units effortlessly with the unique double-ended cascade feature
- When it comes to lumens per dollar spent, it outshines the competition, making it the perfect fixer for any lighting oversight
- Featuring an impressive output relative to its size, this small, affordable light fits effortlessly into any space
- Engineered with a rugged, overmolded exterior and built to withstand harsh conditions
- For model information, see page 68



Now available in blue, red, yellow, and green.



Problem-Solving Illuminator for Tough Environments

From cabinets to conveyors, machines, and workstations, get the light you need where you need it!



IO-Link models enable users to configure the LEDs and button functionality remotely, as well as monitor andon light status.



Configure the LEDs and button functionality with Banner's Pro Editor PC software. Simply connect the LCA130T to your computer via the PRO-KIT cable (see accessories section), build your configuration, and send it to the LCA130T.



WLB32 PoE LED Workstation Lights

- Connect directly to a Power over Ethernet (PoE)-enabled port on a managed or unmanaged Ethernet switch for easy installation without an electrician
- Eliminate IT security and setup concerns because no data is transmitted
- Reduce errors and scrap by providing proper lighting for assembly and inspection tasks
- Dial in the perfect amount of light for operators, machine vision, or both with the 11-position rotary knob
- For added worker comfort and performance, models are available with eye shield windows
- Seamlessly integrate into workspaces with a full line of brackets and accessories
- For model information, see page 71



K100 Pro Programmable Multicolor Beacons

- Industrial beacon delivers bright, configurable indication for OEMs and users who need visible status information
- Daylight Visible models provide bright light, even in direct sunlight
- Rugged construction provides years of uninterrupted operation
- Multiple colors in one device
- Programmable using Banner's Pro Editor software and Pro Converter Cable (DC models)
- Rugged UV-stabilized polycarbonate base and window
- Hazardous Location certified models for added protection in demanding environments
- For model information, see page 71



Illuminate Areas Where Traditional Power Sources Are Not Available

- Simply connect the WLB32 directly to a PoE-enabled port on an Ethernet switch
- Ethernet switches are commonplace in many factories, and no qualified electrician is needed
- Improve worker performance and ergonomics in assembly, inspection, and other manufacturing tasks
- Reduce errors and scrap by providing proper lighting for assembly and inspection tasks
- Or pick other favorites from existing WLB32 sell sheets

Daylight Visible Beacon for indoor or outdoor applications

Unique water-shed beacon design helps protect the indicator

Three colors per device



Clear when off to avoid false indication



Programmable Indicator Beacon for traditional applications

Rugged UV-stabilized polycarbonate base and window

IP66 and IP69-rated

Audible models available with volume from 93–101 dB at 1 m




Fourteen colors per device

Related Product



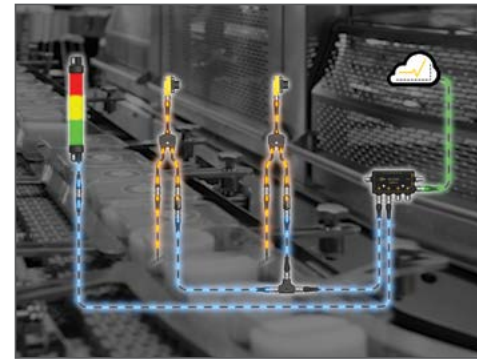
K100 100 mm Basic Beacons

- Daylight Visible beacon provides critical signaling in indoor and outdoor environments
- Single-color device with five colors to choose from
- Clear lens avoids false indications
- Easy installation with brackets or on conduit and M12 quick disconnect
- Four unique animations enable intuitive indication
- Sealed audible model with continuous audible tone at 101 dB




Industrial Wireless

Industrial wireless products from Banner connect remote assets with the people who manage them, enabling real-time monitoring and management of equipment and conditions in difficult-to-access locations or where wired solutions are impractical, ineffective, or cost-prohibitive.



Snap Signal® IloT Hardware

Increase productivity and unlock your factory's true potential with Snap Signal: a hardware and software toolkit for your IloT evolution.



IO-Link Hardware

IO-Link is an open standard serial communication protocol that allows for the bi-directional exchange of data from IO-Link-supported sensors that are also connected through a master. There are many advantages to using an IO-Link system, including standardized wiring, remote configuration, simple device replacement, advanced diagnostics, and increased data availability.




R70 Data Radios

MultiHop Serial Data Radios are compact industrial, low-power wireless communication devices used to extend the range of serial communication networks.



Monitoring Solutions

Are you doing enough to optimize and protect your plant's critical assets? Monitoring Solutions from Banner Engineering provide data you can use to ensure your equipment continues to deliver consistent, high-quality output with maximum uptime and optimal performance. Prevent unexpected maintenance issues from interrupting production.

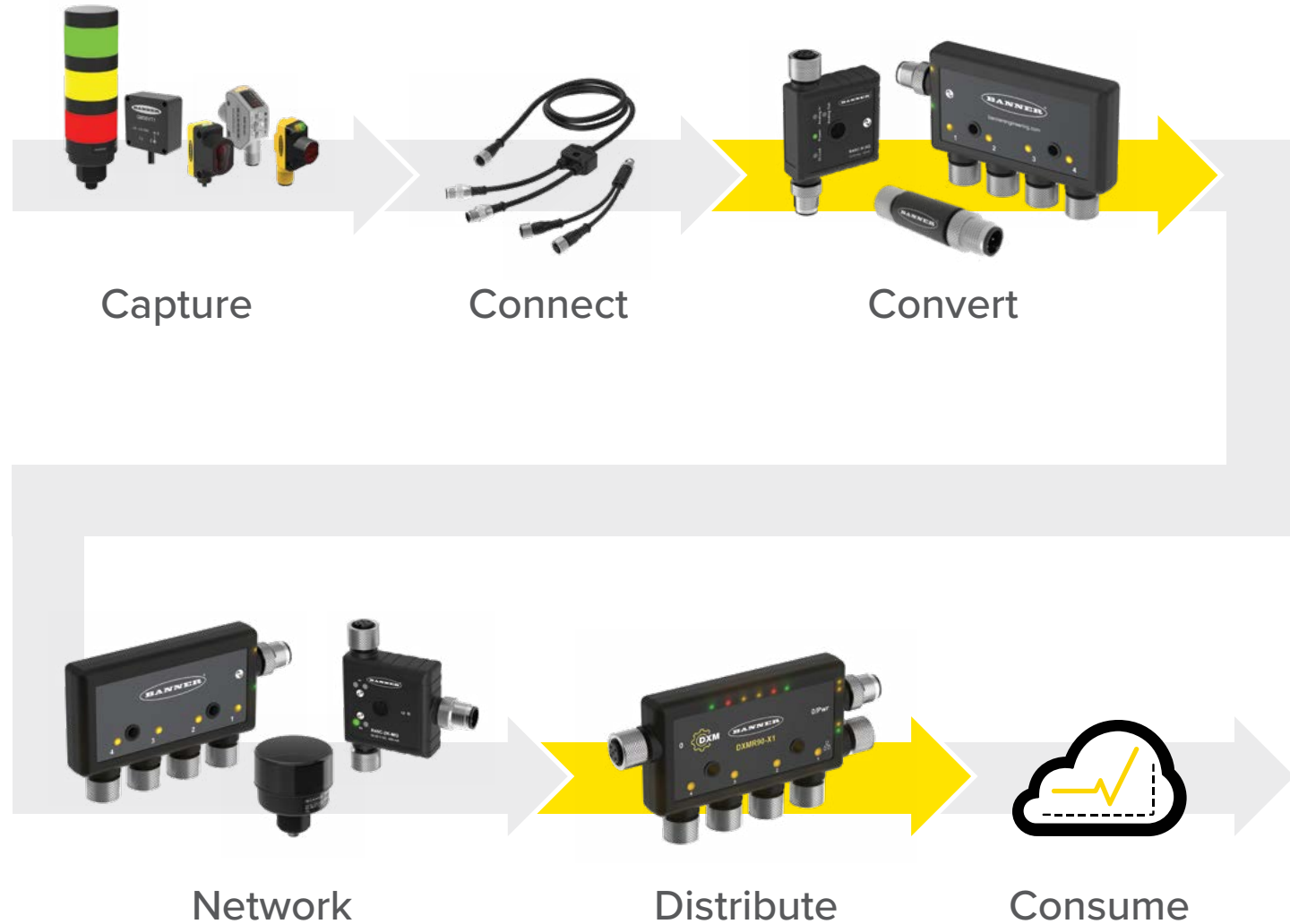


R50C Motor Driven Roller Controller

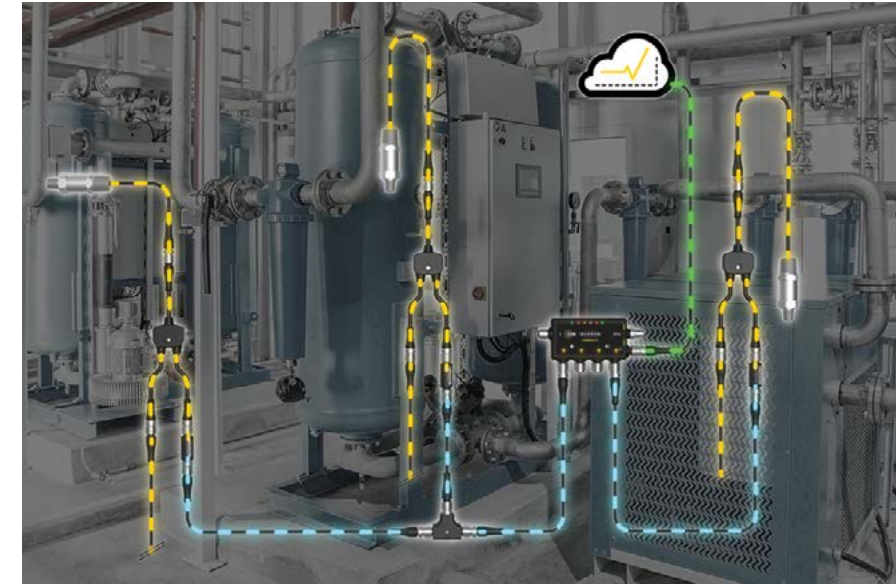
The R50C MDR Controller helps keep control of conveyors and other equipment in one system and gives system designers more efficient control of motor driven rollers using a PLC.

SNAP SIGNAL

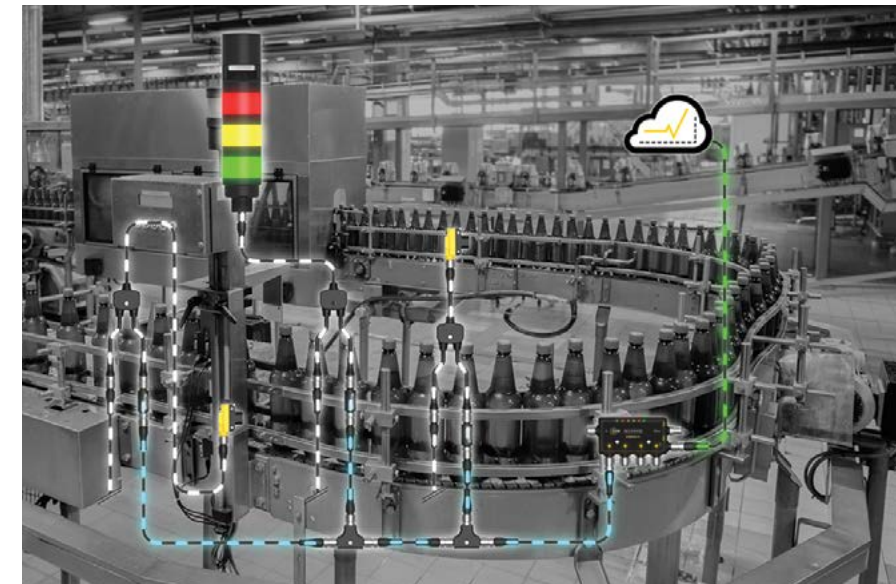
Customers use Banner's Snap Signal hardware and software to instantly unlock valuable data from their equipment and increase productivity. This smart-factory portfolio forms an overlay network by capturing signals from existing and new devices, converting them to a unified protocol, and then distributing them to monitoring platforms, such as SCADA systems, the cloud, or a local PLC/HMI for consumption. The solution deploys easily by leveraging available information without disrupting your existing controls. This helps save you money, reduces downtime, and optimizes your operations.



Snap Signal Application Examples



Tap into pressure sensor data for immediate insights



Maximize throughput and reduce downtime by harnessing sensor data from your equipment

Improve productivity, quality, and reliability with actionable data. Build smart machines and smarter factories with Snap Signal.

Snap Signal products are plug-and-play, helping customers gather information from their equipment and making it simple to view from anywhere. End users can use it as an overlay to harvest data from legacy equipment. They can simply tee into existing discrete sensors using a splitter to gather enriched machine-level data without disrupting the existing control systems. New sensors and devices can also be added to this overlay network. Machine builders and system integrators benefit from being able to add monitoring technology to equipment that can tie into any upstream system for data visualization.

IloT Made Easy

Banner's Snap Signal family of plug-and-play products represents a new way to unlock your valuable machine data. Snap Signal offers you the flexibility to monitor key equipment within one area or monitor your whole facility. Whether you are retrofitting existing machines or building new infrastructure, designing and implementing with Snap Signal is easy and cost-effective.

The DXM1200 IloT Gateway Series can collect condition monitoring data from nearly anywhere in your facility using wired and wireless devices, process it at the edge, and send it to Banner's cloud platform or any enterprise SCADA or PLC system. All models have a wired Ethernet connection and can operate with 900 MHz or 2.4 GHz ISM radio bands for robust, long-range communication. The DXM1200-X2 models have four Modbus RTU ports for connecting wired devices.



R95C Discrete Bimodal to Modbus Hub

This device connects two discrete channels to each of the eight unique ports, providing access to monitoring and configuring those ports via Modbus registers. Host mirroring is available where a selected port input/output discrete signal can be routed to Pin 5 (male) on the PLC/Host connection. For model information, see page 72.

R95C Analog In to Modbus Hub

- Compact analog to Modbus device converter that connects up to eight analog sources (either current or voltage) and converts to Modbus
- R95C Modbus hubs are a quick and economical way to integrate device signals into a Modbus system
- Rugged overmolded design meets IP65, IP67, and IP68
- Connects directly to a sensor or anywhere in-line for ease of use
- For model information, see page 73



AC Voltage Sensor

- Pre-configured and pre-scaled to help users accelerate the commissioning process and eliminate scaling errors
- Sensor data is easily accessed via the Modbus RTU interface
- Includes plug-and-play functionality within the Snap Signal ecosystem
- Provides a comprehensive view of equipment and overall machine health and improves the accuracy of power consumption calculations when used with the SNAP ID-enabled Asset Monitoring Gateway
- For model information, see page 72



DXM1200-X2 IloT Gateway

- Harness the installation benefits and remote monitoring capability of wireless devices along with the fast sample rates and conversion ability of SNAP SIGNAL wired devices
- Monitor more assets by connecting up to 200 devices to one gateway
- Quickly install the IP67-rated gateway anywhere with its rugged and sealed design
- Transform data at the edge with our DXM configuration tool or customize further with ScriptBasic or MicroPython
- Get your data where you need it by connecting to networks via Ethernet or Cellular
- For model information, see page 73




S15C In-Line Converter with Thermistor(s)

- Compact converter that connects to a single or dual thermistor probe (model dependant) and outputs the value to Modbus registers
- Thermistors are used as temperature sensors and are an accurate and cost-effective sensor for measuring temperatures in various applications
- Rugged overmolded design meets IP65, IP67, and IP68
- Connects directly to a sensor or anywhere in-line for ease of use
- For model information, see page 72

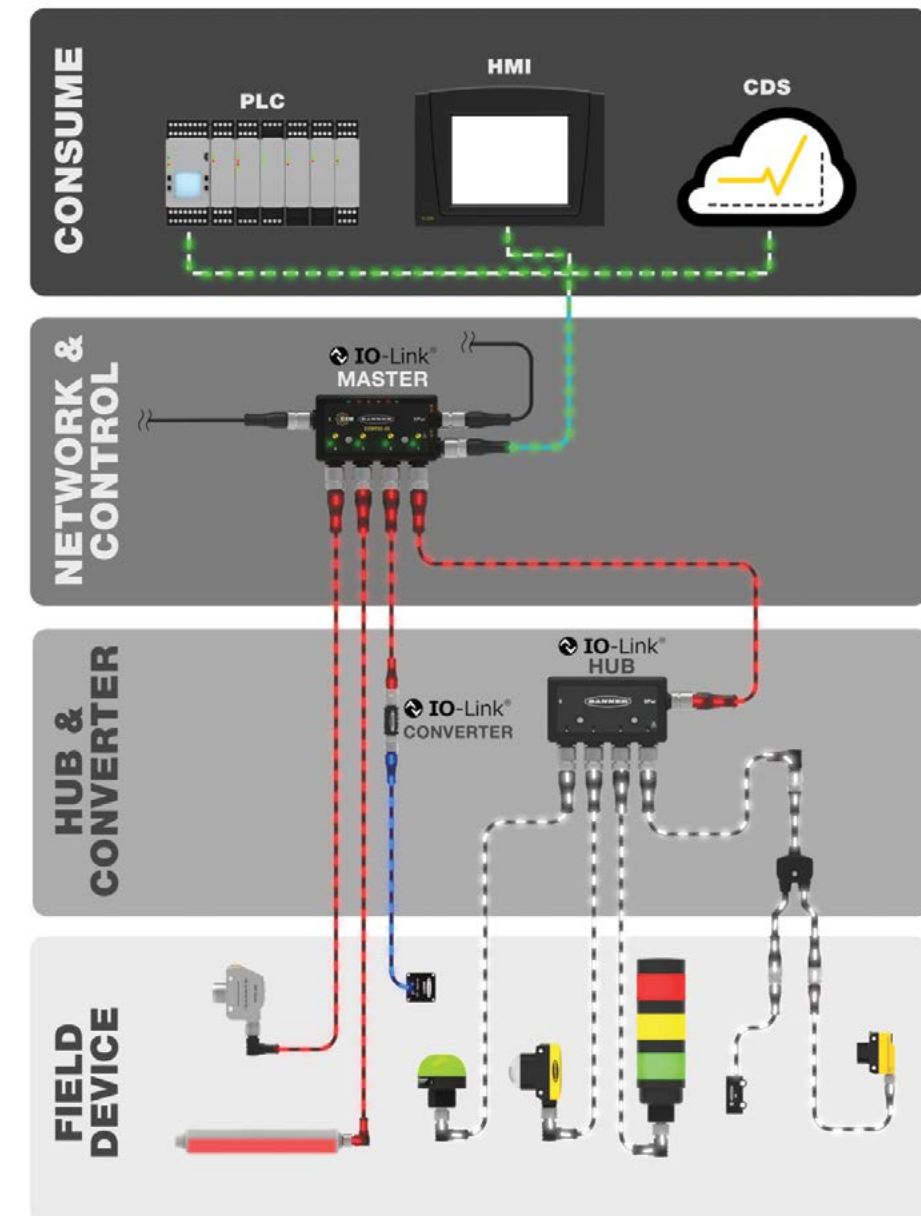
Rogowski Coil Current Sensor

- Monitors AC current of motors, panels, and facilities
- Pre-scaled and pre-configured sensor with a Modbus output
- Sensing loop can be opened, allowing for simple installation
- For model information, see page 74



IO-Link Hardware

In recent years, IO-Link systems have become widespread within industrial automation. IO-Link is an open-standard serial communication protocol that allows for the bi-directional exchange of data from sensors and devices that are connected to a master. The IO-Link master can transmit this data over various networks, fieldbuses, or backplane buses, making the data accessible for immediate action or long-term analysis via an industrial information system (PLC, HMI, etc.). Banner IO-Link products reduce wiring, increase data availability, enable remote configuration and monitoring, simplify device replacement, and provide extended diagnostics. Banner Engineering offers a variety of IO-Link products for industrial applications including sensors, lighting products, converters, hubs, and IO-Link masters.





DXMR110-8K IO-Link Master

- Local control or connectivity with automation protocols, including EtherNet/IP, Modbus/TCP, and PROFINET
- Logic processing and problem-solving capable of deploying solutions to process and control data from multiple devices
- IP67 housing simplifies installation in any location by eliminating the need for a control cabinet
- Consolidate cable runs to minimize cabling and associated weight, especially in weight-critical applications such as robotics
- Flexible and customizable—expanded internal logic controller with action rules and ScriptBasic programming
- For model information, see page 72



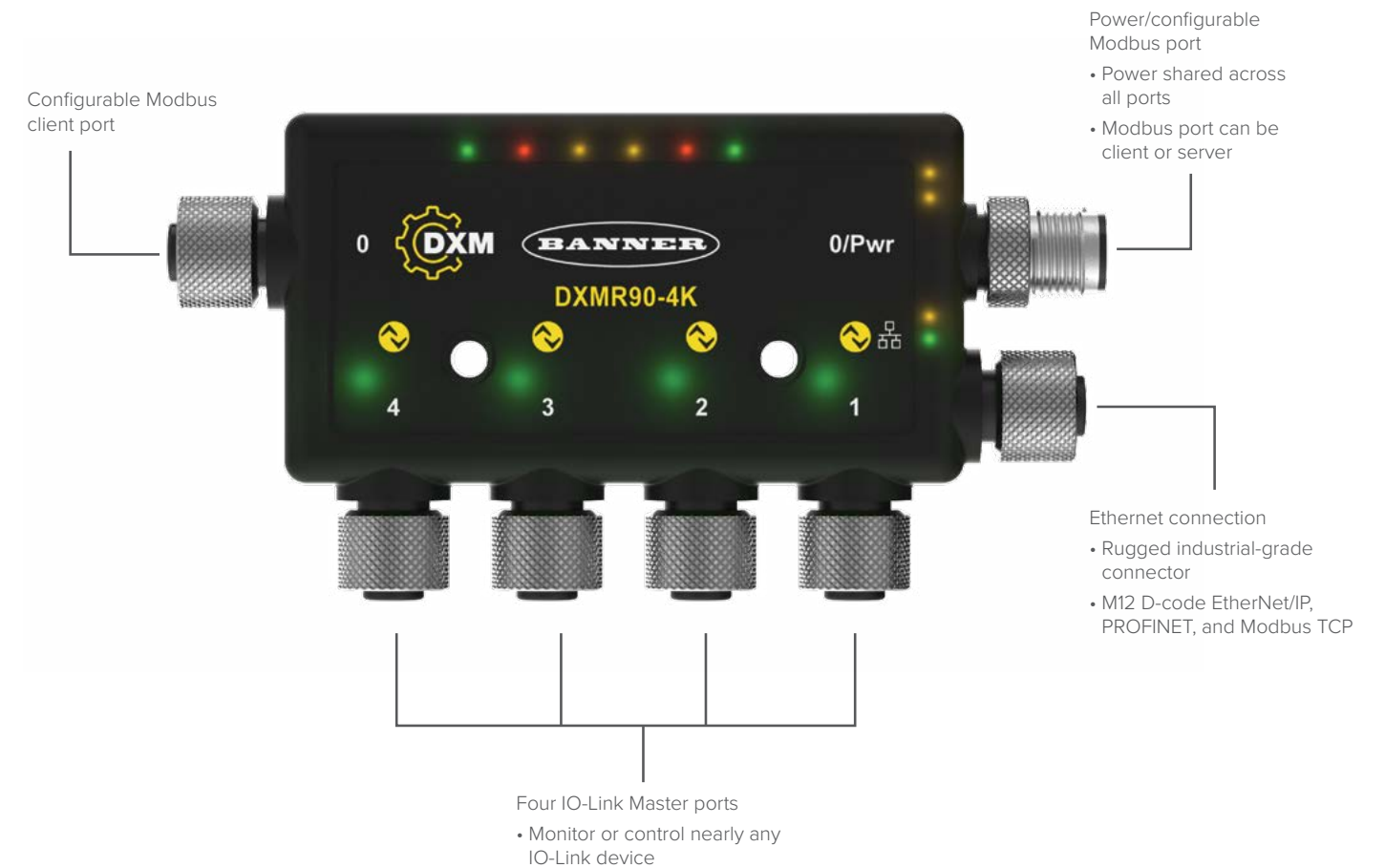
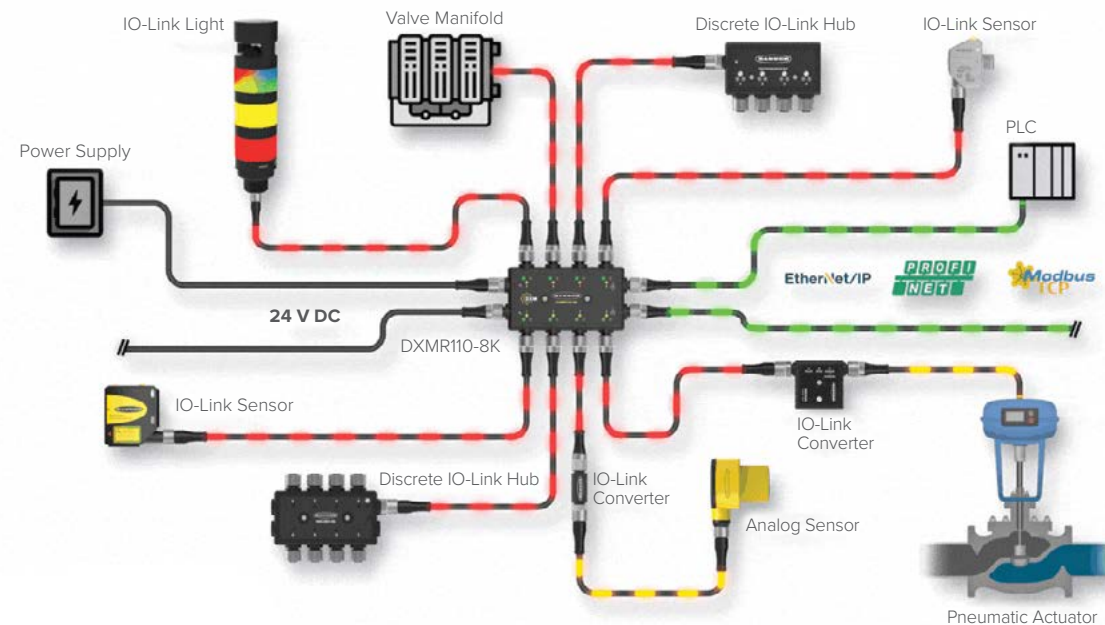
DXMR90-4K Four-Port IO-Link Master with Ethernet

- Connects IO-Link devices to traditional PLC systems or sends data directly to the cloud
- Saves space and weight compared to traditional block-style form factors
- Rugged IP67/IP68 housing simplifies installation by eliminating the need for a control cabinet
- Communicates over EtherNet/IP, PROFINET, Modbus TCP, and Modbus RTU
- For model information, see page 72

Streamline Your IO-Link Network

The compact DXMR110-8K allows for the connection and control of up to eight IO-Link devices such as sensors, indicator lights, IO-Link hubs, and more. The DXMR110-8K can communicate with higher-level control systems via EtherNet/IP, Modbus/TCP, and PROFINET. The DXMR110-8K also has the ability to push IO-Link data to cloud platforms.

DXMR110-8K System Diagram





R130C Discrete IO-Link Hub

- Cost-efficiently integrate up to 16 devices into an IO-Link system
- Simplify wiring and installation with M12 QD cables
- Minimize the size of the control panel by locating I/O remotely on the machine, closer to sensors and other devices
- Provide power to lighting products and other devices that draw higher current with 4 amps shared across ports
- Streamline troubleshooting with I/O status LEDs viewable from top or side of device
- For model information, see page 72



R95C and R90C IO-Link Hubs

IO-Link hubs are a quick, easy, and economical way to integrate non-IO-Link devices into an IO-Link system.

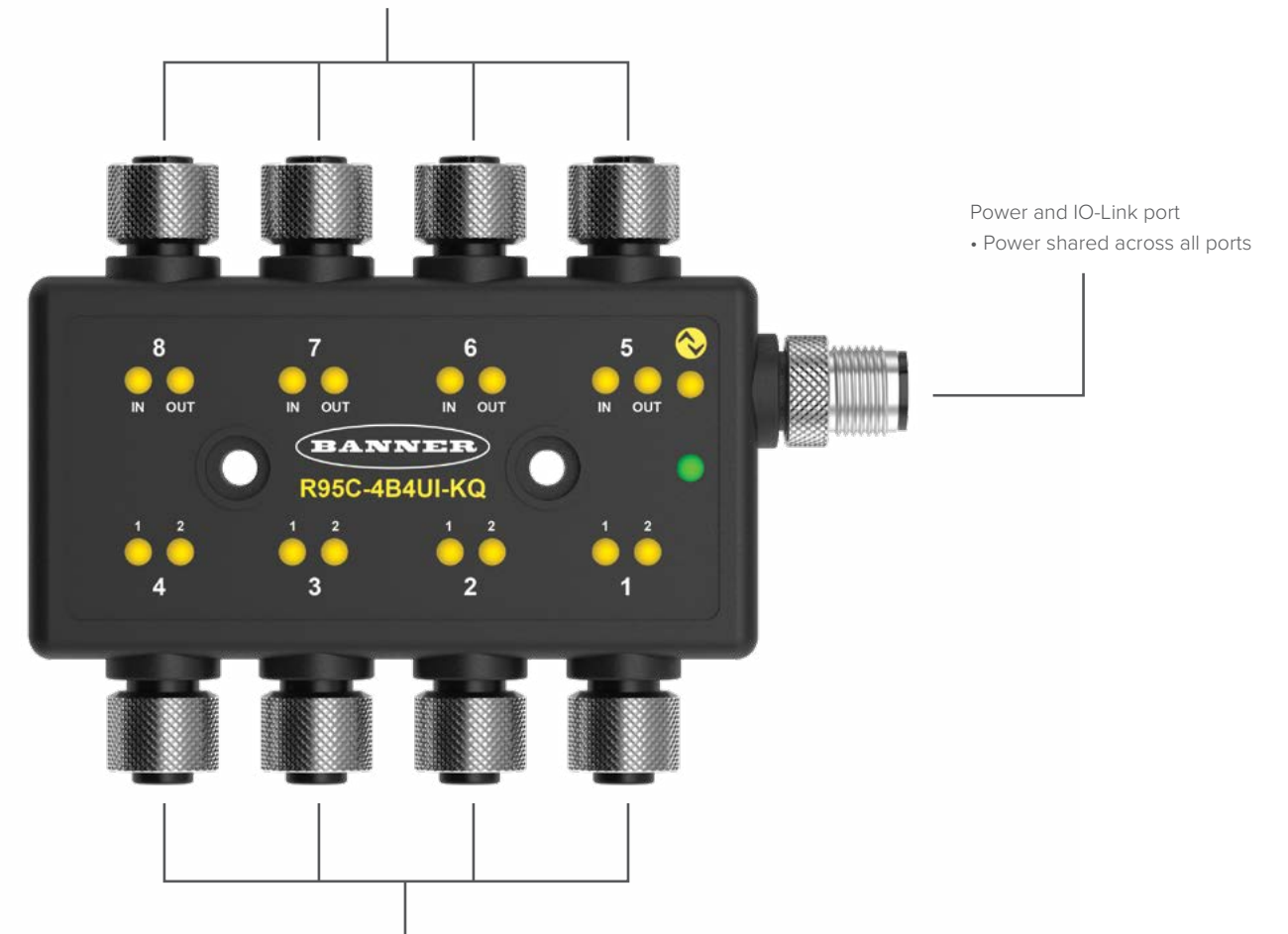
- Eight- or four-port discrete PNP or NPN to IO-Link Hub
- Innovative form factor allows for use in areas with limited space
- Rugged design; easy installation requiring only minimal assembly or individual wiring
- Two configurable I/O pins per port support PNP or NPN inputs and outputs
- Uses industry-standard M12 connectors
- Compatible with any IO-Link Master
- For model information, see page 72



Bring in IO-Link Sensor Data for Tank Level Applications Wirelessly

Combining Banner's serial IO-Link Masters and R70 serial data radios, IO-Link sensor data can be sent wirelessly. Using T30R IO-Link radar sensors, Banner's R90-4K-MQ IO-Link Master, R70 serial data radios, and the DXMR90 industrial controller, we can develop a wireless monitoring system for multiple tank level measurements that is easy to set up, interpret, and monitor locally and through a cloud-based system. This setup makes it easy to transmit IO-Link sensor data from remote clusters of IO-Link sensors. Information can be sent to the cloud where tank levels can be monitored over time and text and email alerts can be configured if tank levels fall below established thresholds. Data can also be sent directly to a PLC or SCADA via Modbus TCP, EtherNet/IP, and PROFINET.

4 ports consisting of 1 analog input channel and 1 analog output that can be configured to be either 0–10 V DC or 4–20 mA signals



4 ports consisting of 8 discrete channels that can be configured as inputs or outputs



R70 Series Data Radios

- Compact, low-power industrial wireless communication devices used to extend the range of serial communication networks
- Star or tree network topology configuration
- DIP switches select operational modes
- Frequency Hopping Spread Spectrum (FHSS) technology ensures reliable data delivery
- Self-healing, auto-routing radio frequency network with multiple hops to extend the network's range
- For model information, see page 74

Reliably Transmit Data

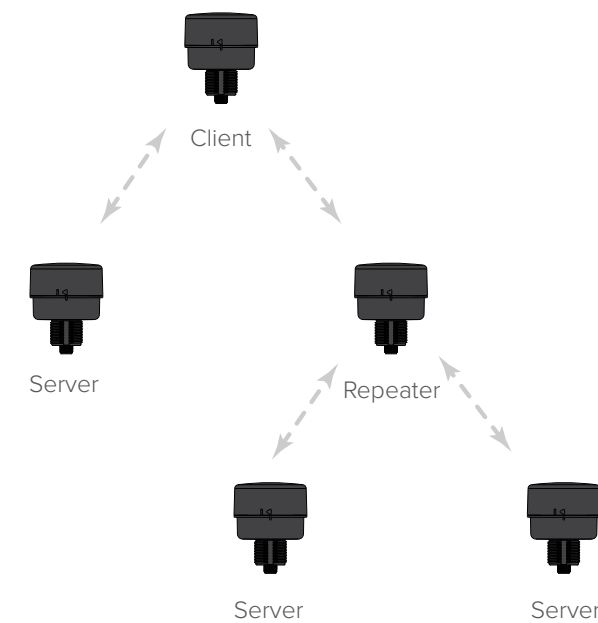
- Data can be transmitted over great distances and around obstacles
- Extends the range of serial networks with wireless nodes to replace cable runs
- Combines wired and wireless technology for flexible predictive maintenance solutions
- DIP-switch configuration makes installation simple and fast



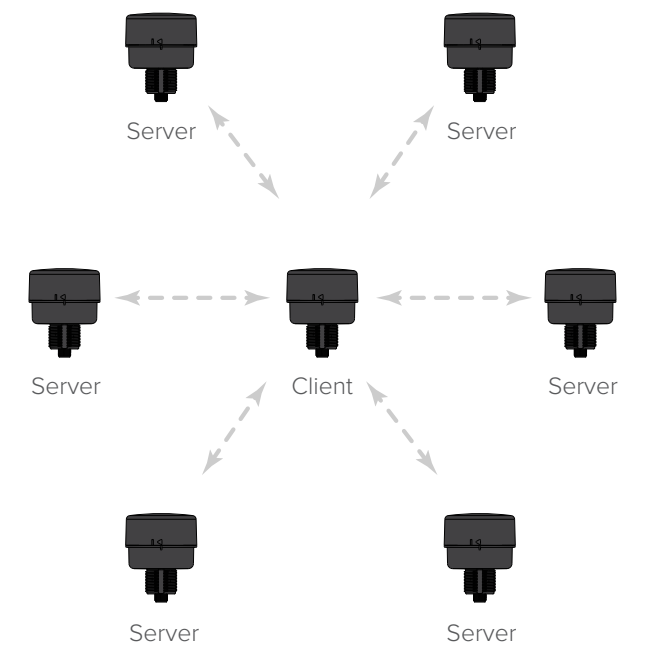
Point to point Networks



Tree Networks



Star Networks



I/O Serial Data Radios

- Available in two frequencies: 900 MHz and 2.4 GHz
- RS-485 serial communication

Ethernet Data Radios

- Simple Ethernet cable replacement makes it possible to connect devices to switches and PLCs across long distances
- Advanced Encryption Standard (AES) using a 256-bit cryptographic key
- Also available in 900 MHz and 2.4 GHz



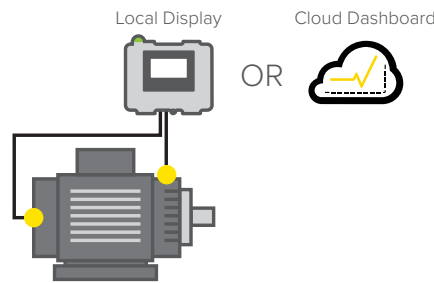
Monitoring Solutions

Monitoring Solutions from Banner Engineering provide data you can use to ensure your equipment continues to deliver consistent, high-quality output with maximum uptime and optimal performance. Prevent unexpected maintenance issues from interrupting production.

- Automatically recognizes an array of compatible sensors—deploys in mere minutes
- No programming or coding required
- Performance monitoring of almost any equipment in your facility via customizable dashboards
- Manage locally with the onboard touchscreen display or remotely via Banner Cloud Data Services

Monitoring gateways gather data from our compatible sensors to give you a comprehensive understanding of how well equipment is performing. Banner offers monitoring gateways that connect to either wired sensors via our SNAP ID technology, or our wireless sensors via our CLOUD ID technology.

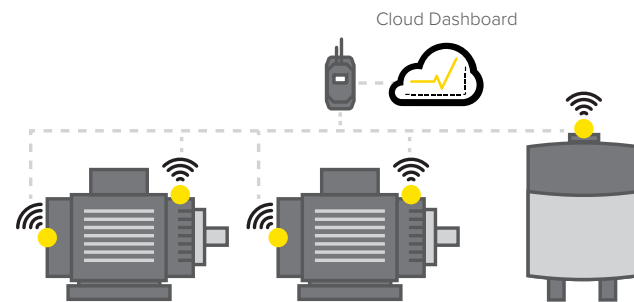
Asset Monitoring Gateway with



For wired monitoring of one or more local assets in your facility.

- Serves as a hub for up to 20 wired condition monitoring sensors to track a variety of components
- Touchscreen display provides easy access to data, sensor alerts, and alarms
- Local operators can view critical system information or send data to the cloud for remote monitoring
- Banner Cloud Data Services offers preconfigured online dashboards that users can easily customize

Asset Monitoring Gateway with



For wireless monitoring of multiple remote assets in your facility.

- Serves as a hub for up to 40 wireless condition monitoring sensors to track machine performance
- Banner CDS enables access to data, sensor alerts and alarms, and setup via preconfigured (yet customizable) online dashboards
- Set condition-based alerts in the cloud to notify users via email or SMS

Asset Monitoring Gateway with SNAP ID™

SNAP ID is our technology that simplifies setup and eliminates the need for programming. It enables our gateways to automatically recognize a wired sensor and understand what data it is able to share. It automatically scales the data into more easily understood units of pressure and current instead of milliamps or volts.

Pick Your Gateway, Pick Your Sensors

There is no guesswork when it comes to creating a monitoring solution for your equipment with SNAP ID. All you do is pick the gateway you need along with up to 20 sensors to monitor the points on your equipment.

Set Up in Three Simple Steps:

1. Install and power up the Asset Monitoring Gateway
2. Connect and address the sensors
3. Install sensors on equipment and commission the system

Local Display

Critical system information is easily viewed locally via the onboard touchscreen display. It can also be sent to the cloud for remote monitoring.



Asset Monitoring Gateway with CLOUD ID™

CLOUD ID is a technology from Banner Engineering that simplifies IIoT projects by providing a no-code platform where wireless sensor nodes are automatically recognized by compatible gateways. CLOUD ID also automatically configures dashboards based on the sensor nodes connected to the gateway.

Pick Your Gateway, Pick Your Sensor Nodes

There is no guesswork when it comes to creating a monitoring solution for your equipment with CLOUD ID. All you do is pick the gateway you need along with up to 40 sensor nodes to monitor the points on your equipment.

Set Up in Four Simple Steps:

1. Install and power up the Asset Monitoring Gateway
2. Bind and address the sensor nodes
3. Install sensor nodes on equipment
4. Connect and gain insights

Enables Data-Driven Decision Making

CLOUD ID solutions combine both hardware and software as part of a comprehensive condition monitoring strategy. With wireless and cloud technology, you can actively track machine performance online, conduct predictive maintenance, and improve operational efficiency. This approach is a prime application of IIoT (the Industrial Internet of Things).



Compatible Sensors

Banner offers a variety of sensor types to monitor any piece of equipment. Below are some of the common sensor measurements for condition monitoring, and the sensors compatible with our monitoring gateways provide access to all of this critical performance data.



Build Your Bundle

This tool will help you build out your monitoring bundle with either SNAP ID or CLOUD ID. Pick from either the Asset Monitoring Gateway with SNAP ID or CLOUD ID, and choose either sensors or sensor nodes to monitor all of your critical assets in your process. If you have any questions, please contact a trained engineer to help build your solution with you on the phone or via chat.

Go to bannerengineering.com/monitorsolutions to start building your bundle.

Select Your Gateway

Choose from one of the Asset Monitoring Gateways based on your needs. You can only select one Asset Monitoring Gateway to add to your bundle before proceeding to your next step. If you need a cellular provider please review the bullets to know which cellular provider you are selecting. In the next step you will select the sensor(s) for your specific monitoring needs.

Filter and Sort

Sort By: Relevance

CELLULAR CARRIER: AT&T (4), Multi-Carrier (2), Verizon (4)

Your Bundle

- Add Your Asset Monitoring Gateway
- Add Your Sensor Nodes
- Add Your Cordsets, Splitters, And Junction Boxes

Select Your Sensors

GM42-DPS1-2Q Differential Pressure Sensor +/- 1 in W.C.

- Modbus RS-485 Serial Interface
- 2.09 m (6.9 ft) 5-pin M12 Pigtail QD

Quantity: 1, Part #: 812237, List Price: 347 USD

K50UX2ARA K50 Ultrasonic Sensor

- Modbus Slave Device Via RS-485
- Range: 100 mm - 1 m (3.94 in to 39.4 in)
- 230 mm (9 in) QD Cable

Quantity: 4, Part #: 804557, List Price: 384 USD

Total Cost: 2931 USD

Download CSV | Add To Cart | Contact an Engineer | Add To Library | Share URL

Your Bundle


Item	Part #	Quantity	Item Price	Total Price
AMG-SNAP-ID Asset Monitoring Gateway	814863	1	1299 USD	1299 USD
K50UX2ARA K50 Ultrasonic Sensor	804557	4	384 USD	1536 USD
BWA-BK-006 Bracket for mounting a K50U Sensor and Wireless Q45U Node	812267	4	24 USD	96 USD
Total				2931 USD

Purchase From Your Bill of Materials



R50C Motor Drive Roller Controller

- Easily control motor driven rollers from a PLC using Modbus® communication
- Simplify installation of multiple R50Cs on a conveyor using standard A-coded M12 connectors for signals and L-coded M12 connectors for daisy chaining up to 16 amps of motor power
- Can be used in refrigerated, wet, and other challenging environments with IP67-rated fully sealed housing and -40° to 70° C operating range without an additional protective enclosure
- Effortlessly monitor status and troubleshoot via LED indicators
- For model information, see page 74



Compact Plug-and-Play Motor Driven Roller Control

Many modern conveyor systems use motor driven rollers (MDR) instead of separate motors and gearboxes. Traditional MDR controllers are often bulky with limited control options. The new R50C MDR Controller offers a compact, plug-and-play design that uses the widely available Modbus RTU protocol, simplifying control from a PLC. Its sealed construction and wide temperature operating range make it suitable for various environments, including refrigerated spaces. Additionally, integrating the R50C with Banner's DXMR90-X1 allows PLCs to use common industrial Ethernet protocols for even easier control.



Connectivity

Whether you are making standard connections or updating your industrial system, Banner's connectivity technologies will ensure you get the signal you need, where you need it, quickly and reliably.



Molded Junction Blocks

Streamline device access for functional checks, maintenance, service, and replacement. Molded junction blocks easily consolidate wires from different sources into one convenient, customized central hub. They can be installed in extremely wet, dusty, hot, or cold environments by virtue of their compact, overmolded design.



M8 Cordsets

Banner now offers a broader range of M8 cordsets to support compatible Banner products and other industrial M8 devices.



M12 Cordsets

Our cordsets enable you to replace or move your devices quickly, minimizing downtime and enhancing productivity.



CSB Splitters

Used to power multiple devices with one cable.



S15Y Splitters

M12 quick-disconnect splitter cables are used to make cables more versatile in applications.



R95 and R50 Molded Junction Blocks

Streamline device access for functional checks, maintenance, service, and replacement. Molded junction blocks easily consolidate wires from different sources into one convenient, customized central hub. They can be installed in extremely wet, dusty, hot, or cold environments by virtue of their compact, overmolded design.

- Conjoin multiple devices into one connector
- Easy installation with no assembly or individual wiring required
- 5-pin M12 male quick-disconnect homerun connector
- Multiple 5-pin M12 female quick-disconnect connectors
- Rugged overmolded design meets IP65, IP67, and IP68 standards
- For model information, see page 75



M8 Cordsets

- Available lengths include 1, 2, 5, 8, and 10 m of both female and male single- and double-ended M8 cordsets with the option of three or four pins
- Greater selection means more options for more applications
- For model information, see bannerengineering.com

M12 Cordsets

- Choose from single-ended or double-ended models in different lengths and conductor counts to match your specific requirements
- For model information, see page 75



R95



5-pin M12 female quick-disconnect connectors

R50



5-pin M12 male quick-disconnect connectors



CSB Splitters

- Splits into two connectors
- Male M12 trunk, female M12 branches
- For model information, see page 75

S15Y Splitters

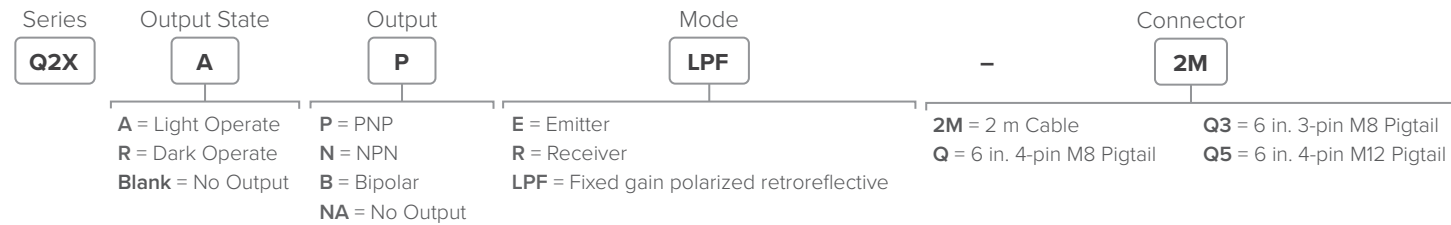
- Male M12 trunk, female M12 branches
- 0.2 m leads extending from overmold
- Parallel and standard options available for different devices
- For model information, see page 75



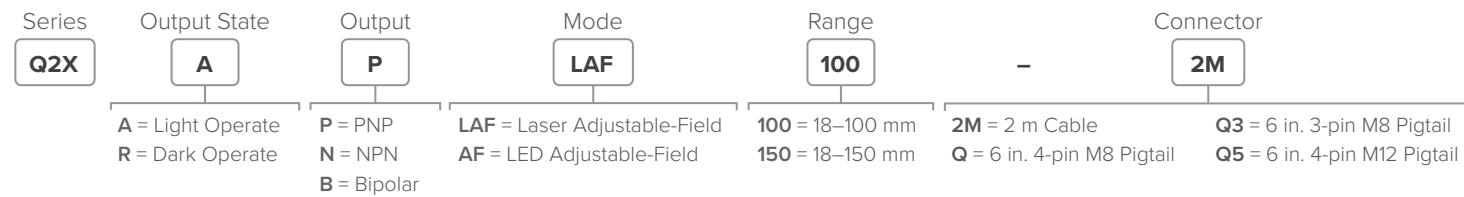
Sensors

Q2X Miniature Sensors

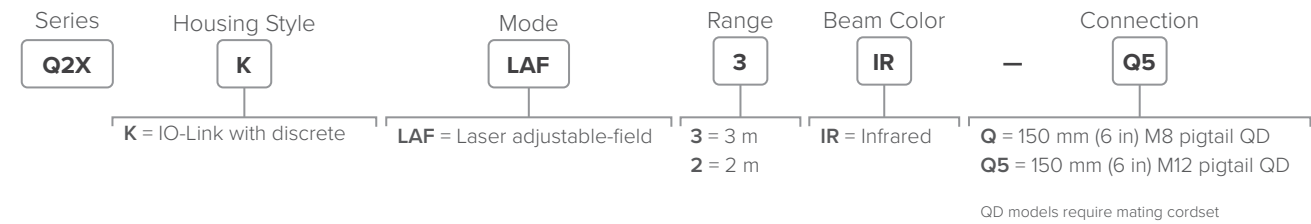
Polarized Retro and Opposed Models



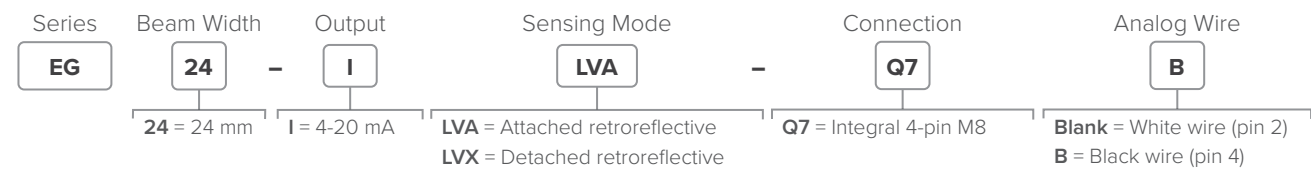
Adjustable-Field Models



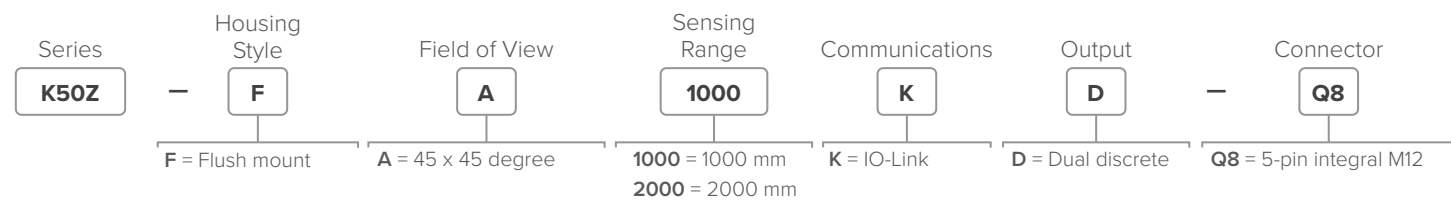
Laser Measurement Models



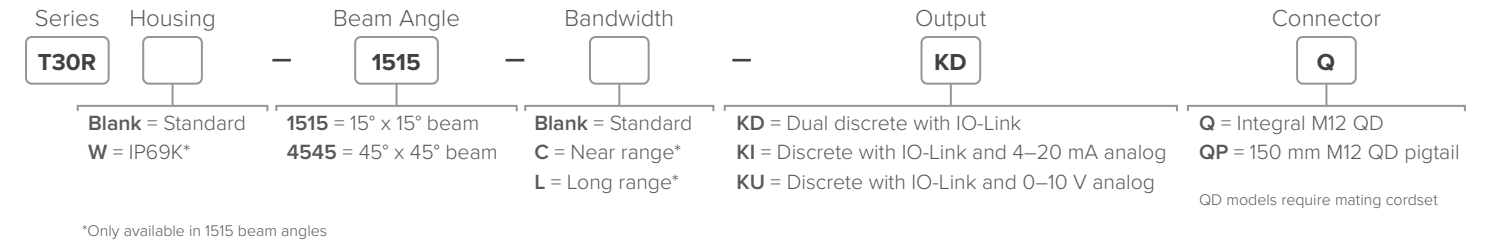
EG24 Precision Edge Sensors



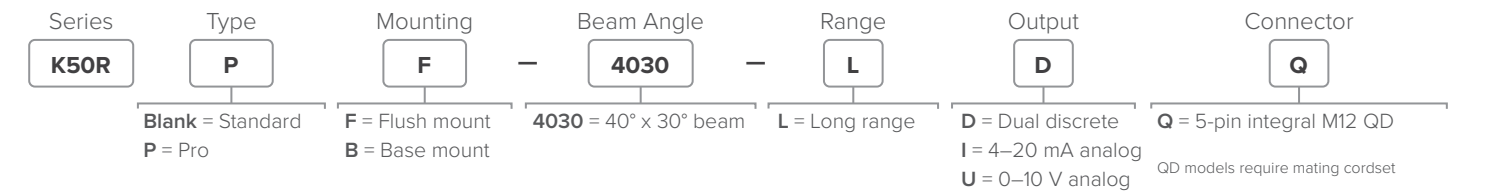
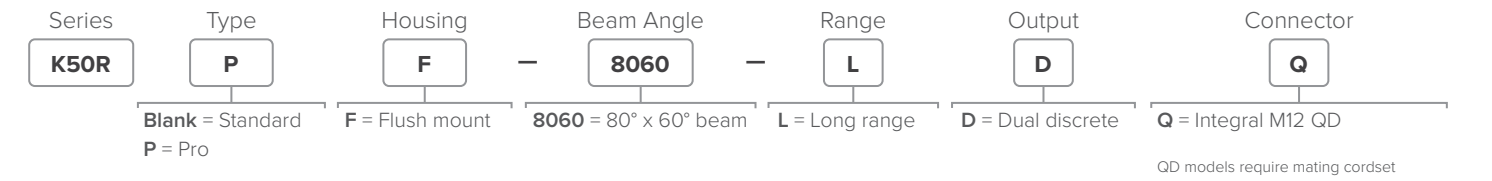
K50Z Multipoint Sensors



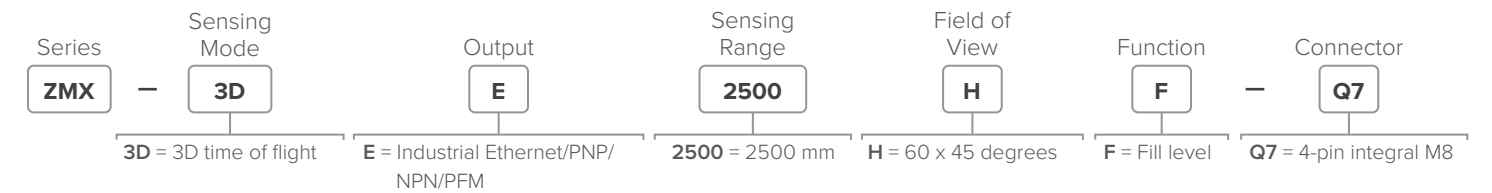
T30R Radar Sensors



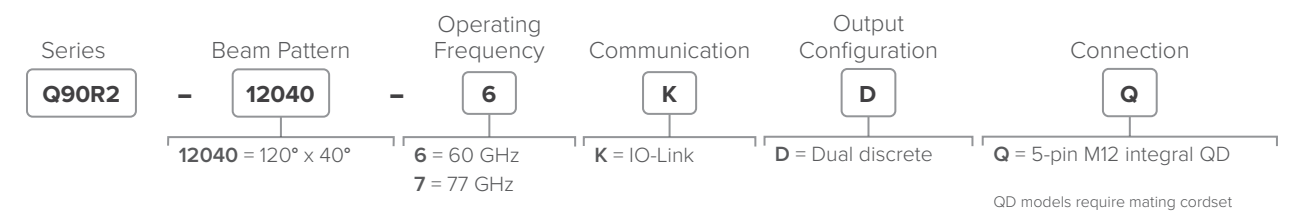
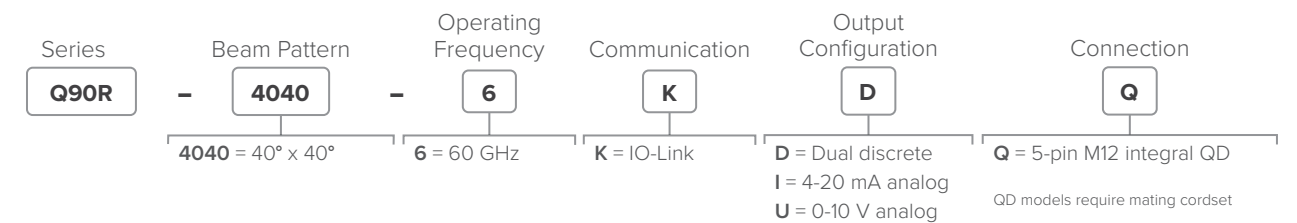
K50R Radar Sensors



ZMX 3D Time of Flight Sensors



Q90R Radar Sensors



Machine Safety

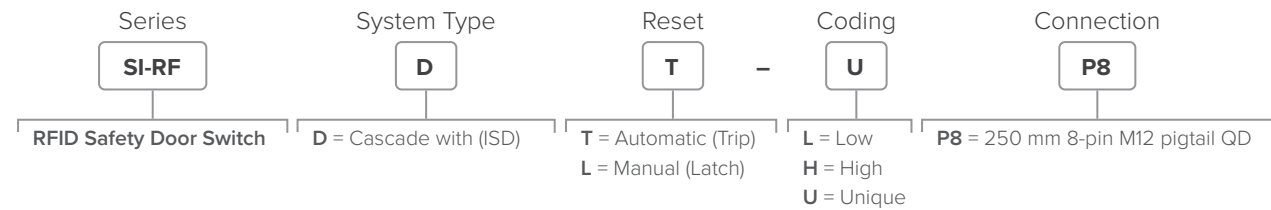
SC10 Safety Controllers

Housing H x W x D	Inputs/Convertible	Independently Controlled Safe Outputs	Maximum Safety Output Rating	Features	Models
115 x 45 x 100 mm	10/4	2 Dual Channel Relays	2x 3 NO: 6A 250 V AC/24 V DC	ISD, Ethernet	SC10-2roe

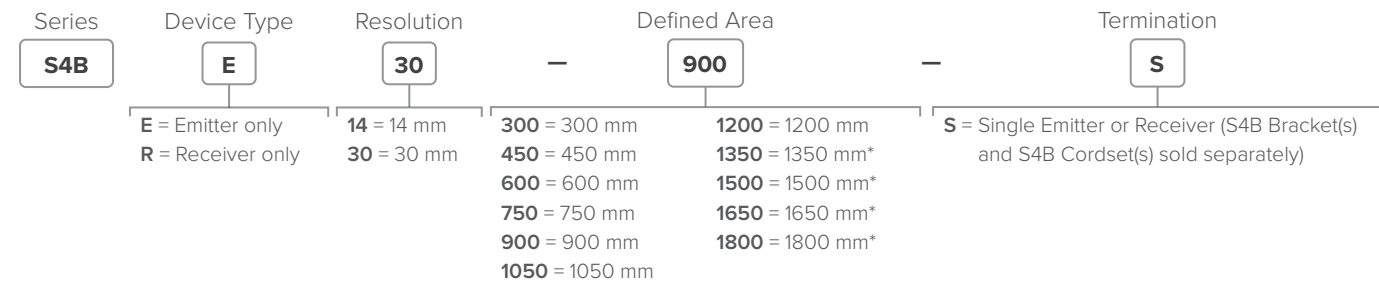
XS26-ISDd Expandable Safety Controllers

Housing H x W x D	Inputs/Convertible	Independently Controlled Safe Outputs	Maximum Safety Output Rating	Features	Models
110 x 45 x 128 mm	26/8	2 Dual Channel PNP	0.5A at 24 V DC	ISD	XS26-ISDd

SI-RF Safety Switches



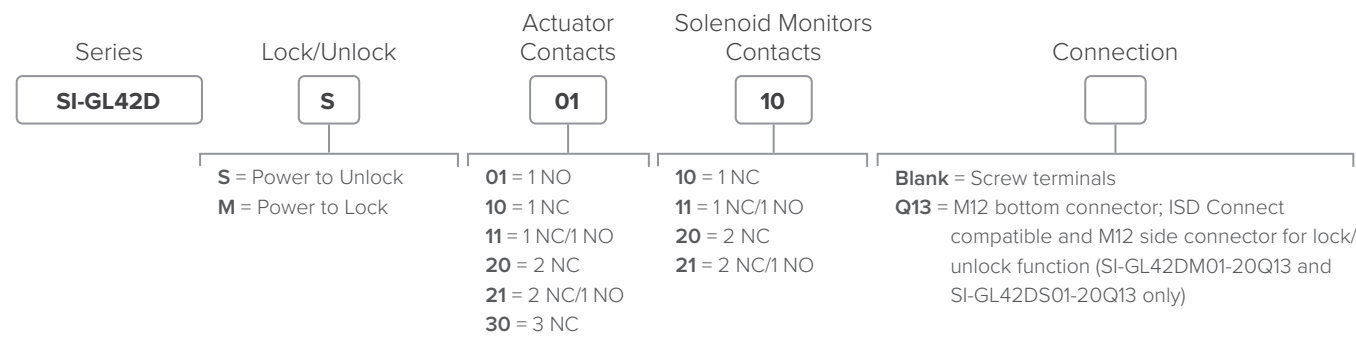
S4B Safety Light Curtains



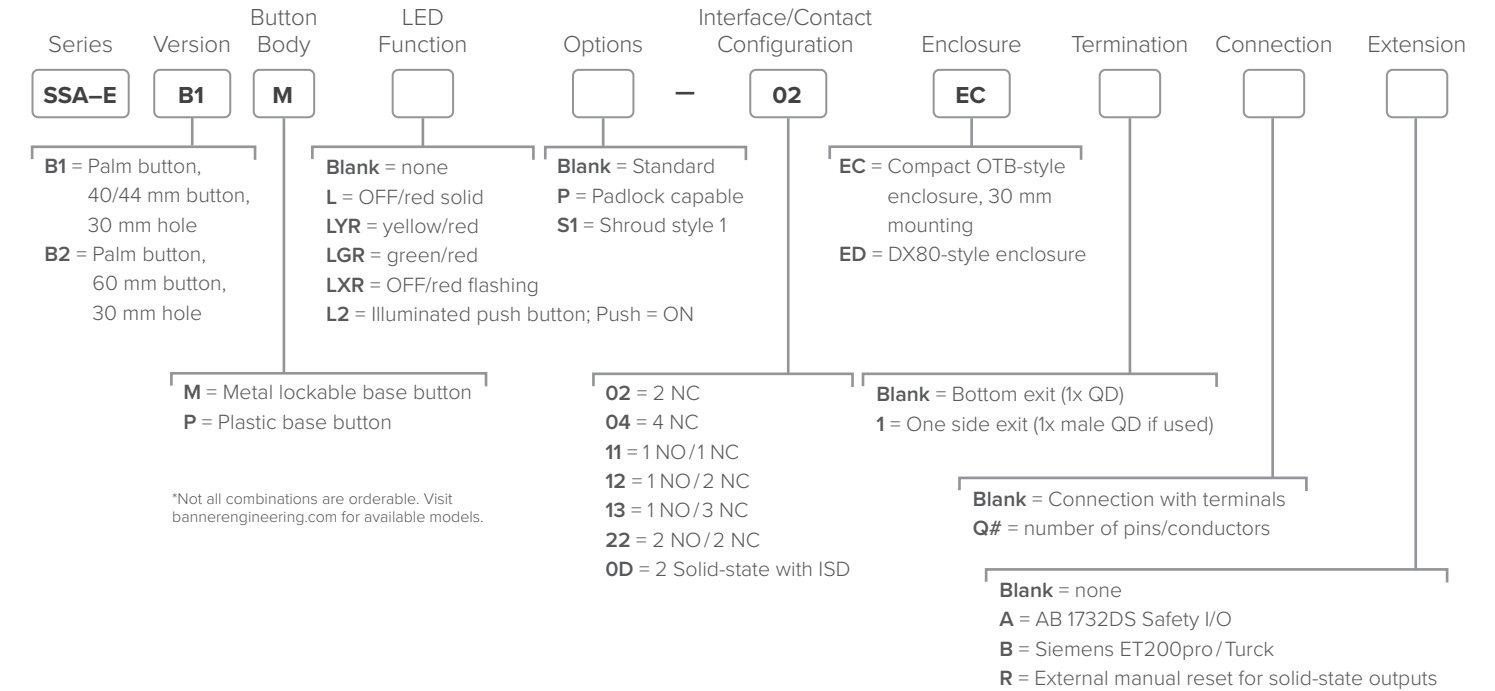
*Only available in 30 mm resolution

Note: S4B brackets and S4B cordset are required for both emitter and receiver. Sold separately.

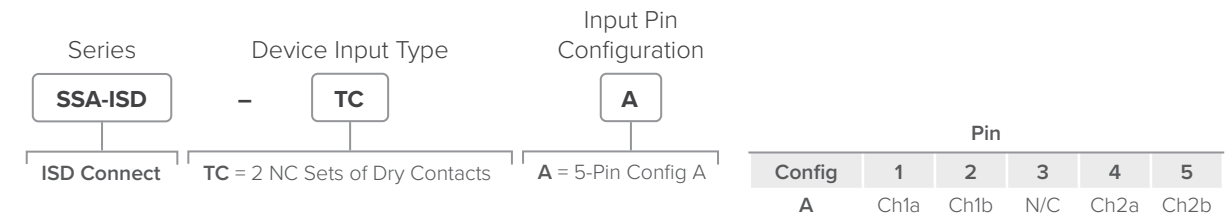
SI-GL42 Safety Locking Switches



Illuminated E-Stops



ISD Connect

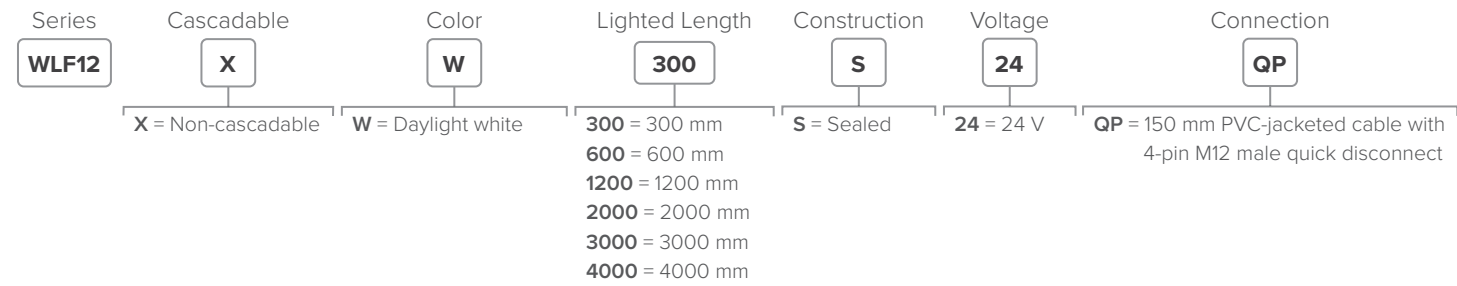


SX5 Laser Scanners

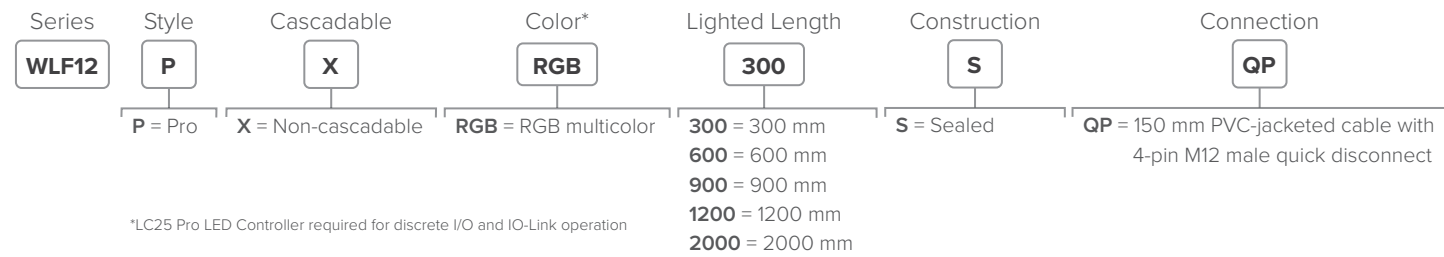
Housing H x W x D	Range	Max Zone Sets	Master Remote	Models
152 x 102 x 112 mm	30 mm = 2.5 m 40 mm = 3 m 50 mm = 4 m 70/150 mm = 5.5 m	6		SX5-B6
		10	Master	SX5-M10
		70	Master	SX5-M70
		70	Master	SX5-ME70
		Depends on master	Remote	SX5-R

Lighting and Indication

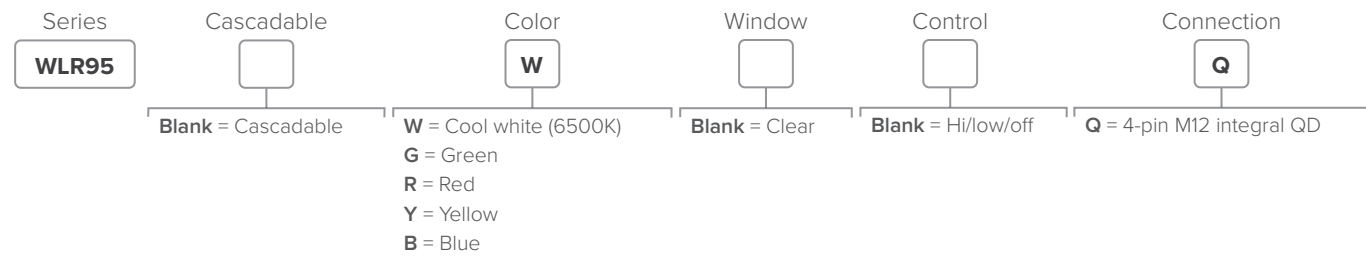
WLF12 Flexible Strip Lights



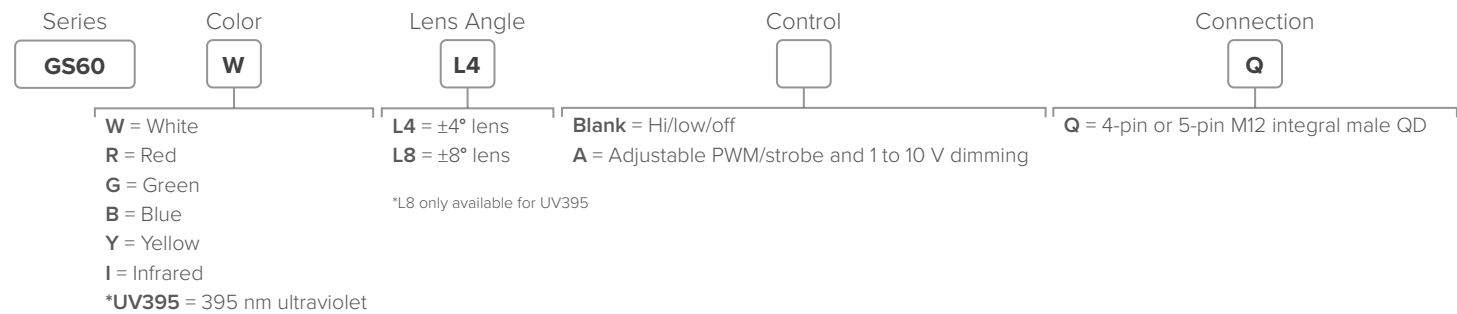
WLF12 Pro Flexible Multicolor Strip Lights



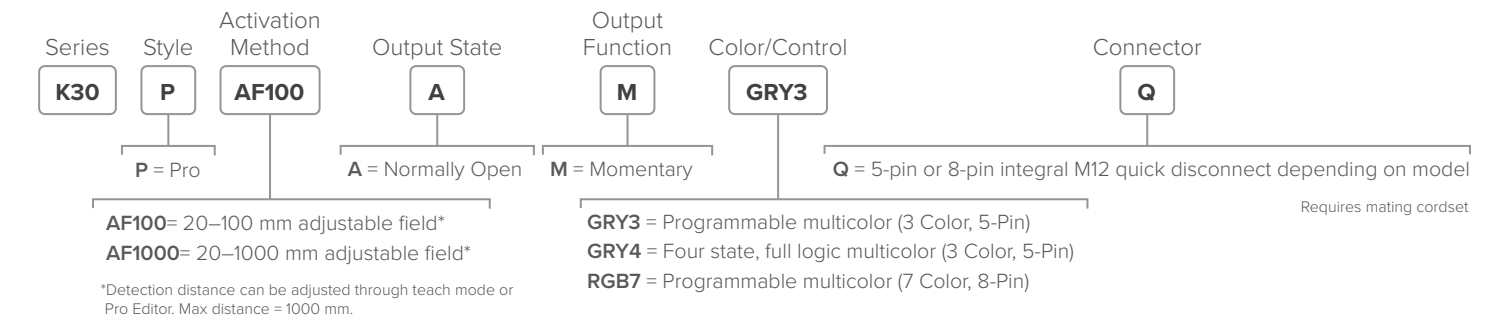
WLR95 In-Line Work Lights



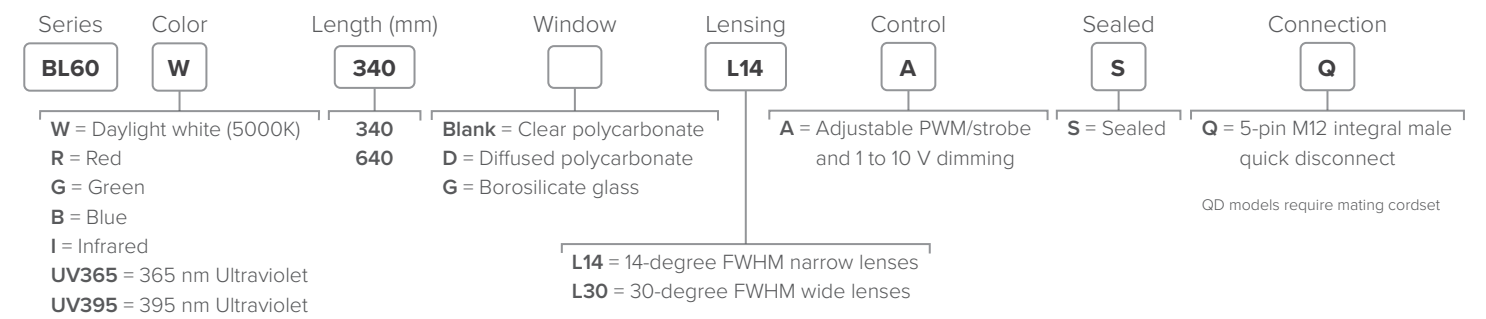
GS60 Guide Spotlights



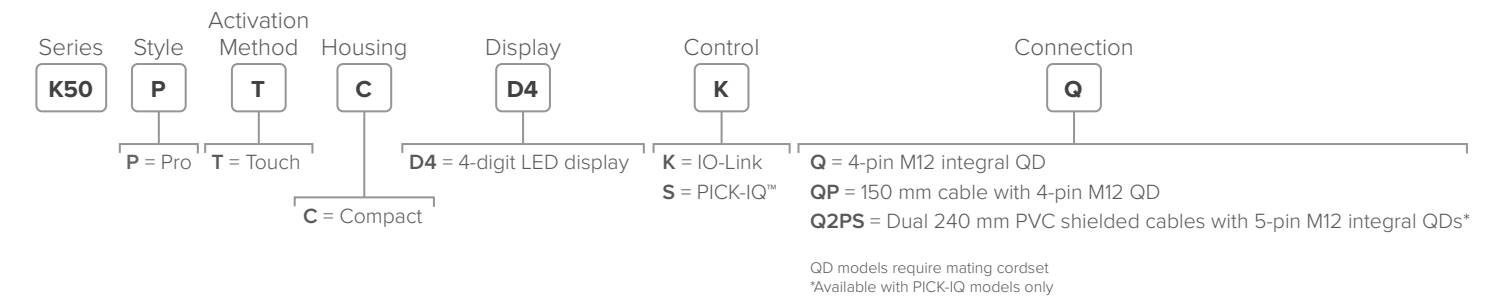
K30 Pro Optical Sensors



BL60 Sealed LED Bar Lights



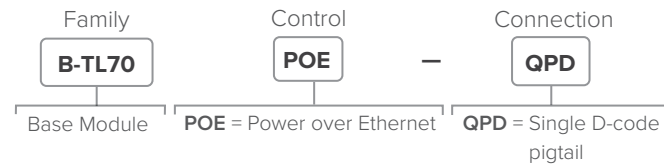
K50 Pro Touch with Display



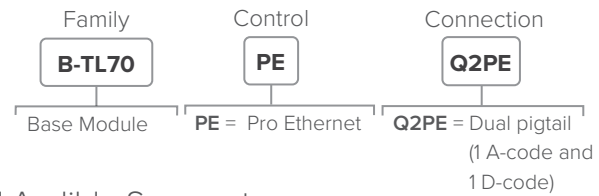
Lighting and Indication

TL70 Pro Tower Lights with Ethernet

Select Power over Ethernet Base



Select an Ethernet Base



Select up to Five Light Segments

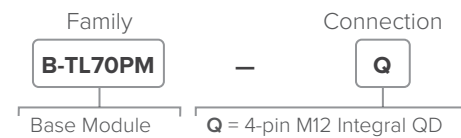


Select an Optional Audible Segment

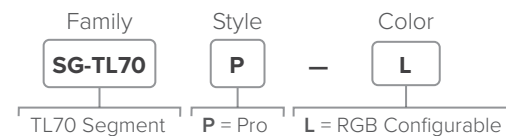


TL70 Pro Tower Lights with Modbus

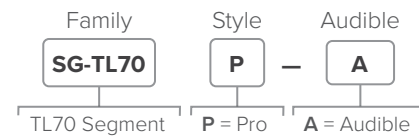
Select a Base



Select up to Five Light Segments

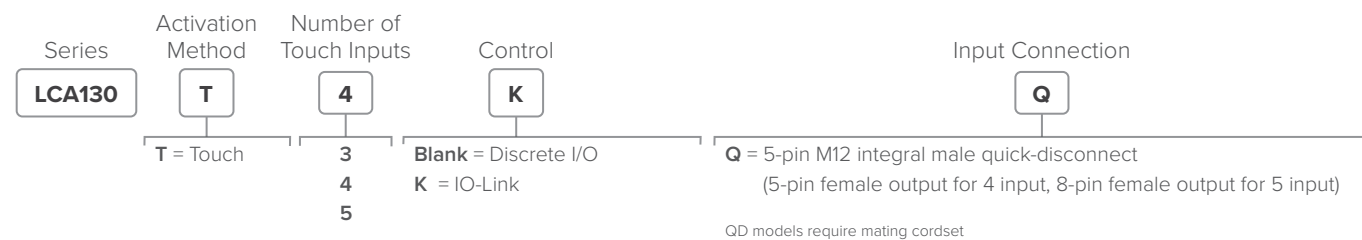


Select an Optional Pro Audible Segment

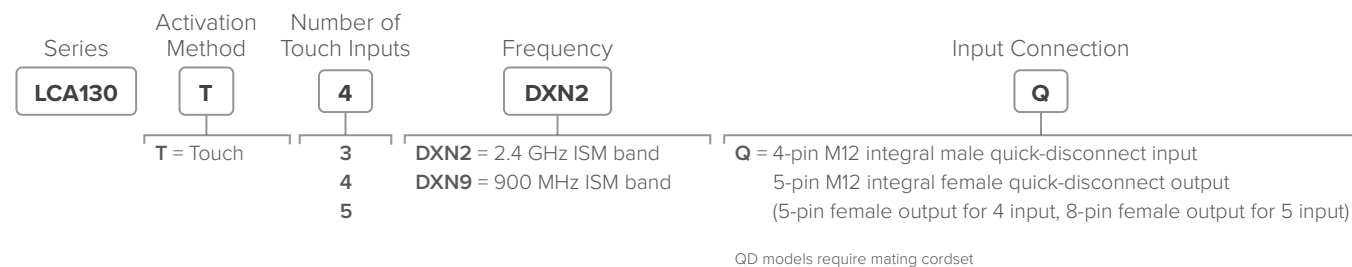


LCA130 Andon Control Boxes

Discrete I/O and IO-Link

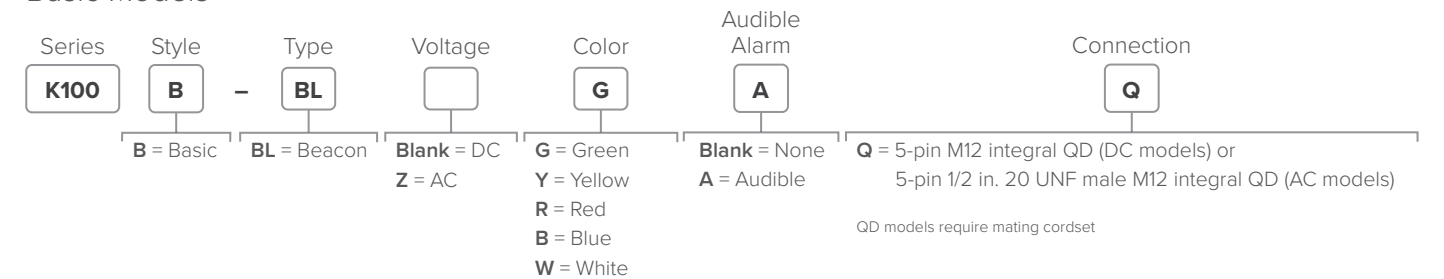


Wireless Monitoring and Control



K100 Indicators

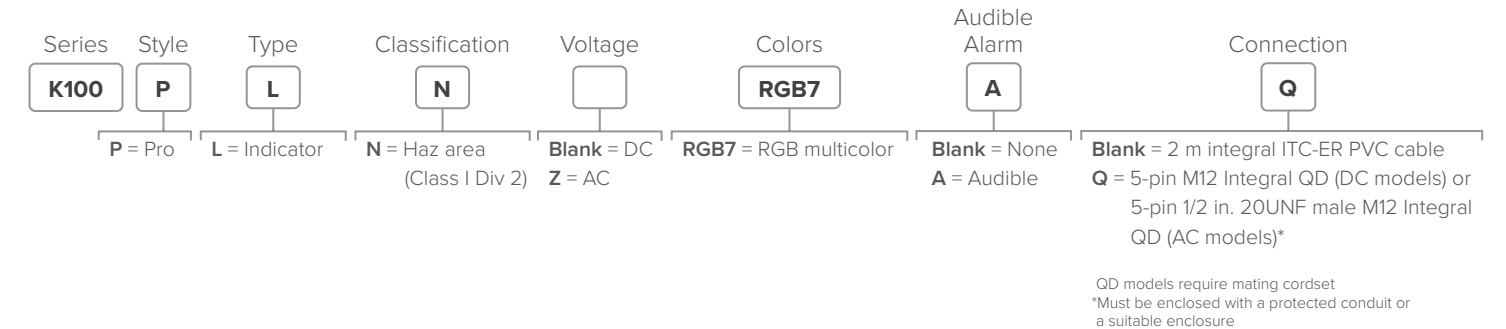
Basic Models



Pro Models



Pro Hazardous Models



WLB32 PoE LED Workstation Lights

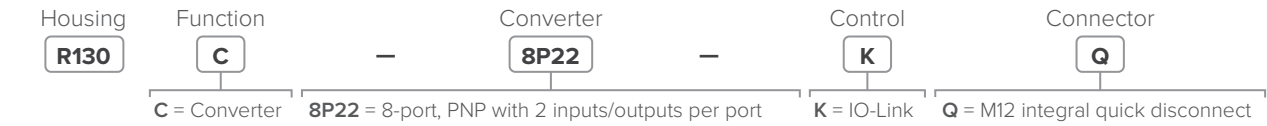
Lighted Length (mm)	Lumens	Window	Connector	Models
285	750	Standard	Integral 4-pin M12 quick-disconnect	WLB32EX285PQ
570	1500			WLB32EX570PQ
850	2250			WLB32EX850PQ
1130	3000	Eye shield		WLB32EX1130PQ
285	750			WLB32EX285EPQ
570	1500			WLB32EX570EPQ
850	2250			WLB32EX850EPQ
1130	3000			WLB32EX1130EPQ

Industrial Wireless

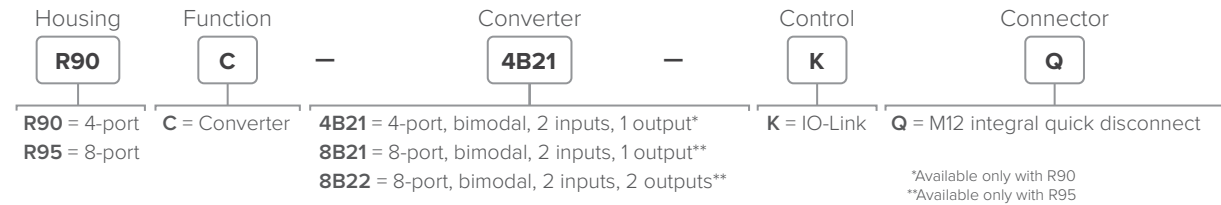
DXMR90-4K Controller

Ethernet Connection	Master Connections	Other Connections	Models
One female M12 D-code Ethernet connector	Four female M12 connections for IO-Link	One male M12 (Port 0) for incoming power	DXMR90-4K

R130C Discrete IO-Link Hub



R90C and R95C IO-Link Hubs



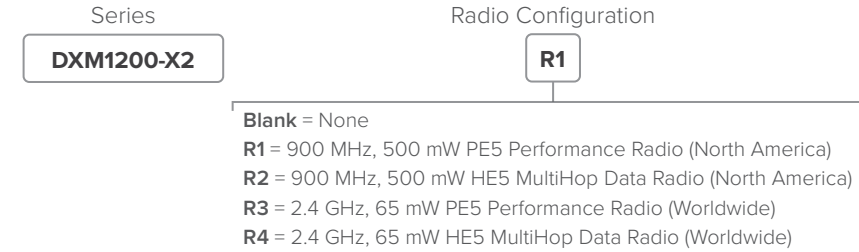
S15C In-Line Converter with Current Transformer



AC Voltage Sensor

Input	Output	Connection	Models
Voltage transformer	Modbus	M12 integral quick disconnect	S15C-UT460-MQ-1

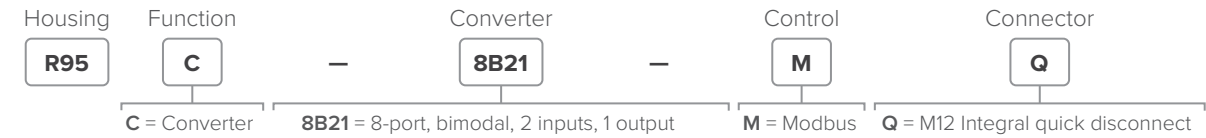
DXM1200-X2 IIoT Gateway



DXMR110-8K IO-Link Master

Ethernet Connection	IO-Link Master Connections	Other Connections	Models
Two female M12 D-Code Ethernet connectors for daisy chaining and communication to a higher-level control system	Eight female M12 connections for IO-Link	One male M12 for incoming power, one female M12 for daisy chaining power	DXMR110-8K

R95C Discrete Bimodal to Modbus Hub



R95C Analog In to Modbus Hub



Industrial Wireless

R50C Motor Driven Roller Controller

Function	Control	Connectors	Model
2 discrete outputs and 1 analog 0-18 V output	Modbus	1 Pair: 5-pin M12 A-Code male quick-disconnect connector (power/comms) 5-pin M12 A-Code female quick-disconnect connector (MDR control) and 1 Pair: 5-pin M12 L-Code male quick-disconnect connector (motor power) 5-pin M12 L-Code female quick-disconnect connector (motor power)	R50C-L-B22AOU-MQ

Rogowski Coil Current Sensors

AC Current Range (A)	Coil Diameter (mm)	Models	AC Current Range (A)	Coil Diameter (mm)	Models
500	50	S15S-R500-MQ	3000	200	S15S-R3000-MQ
1000		S15S-R1000-MQ	6000		S15S-R6000-MQ

R70 Data Radios

Description	Frequency	Transmit Power	Models
Pre-bound client/server pair	900 MHz ISM band	1 Watt	R70KSR9MQ
	2.4 GHz ISM band	65 mW (100 mW EIRP)	R70KSR2MQ
One individual unit	900 MHz ISM band	1 Watt	R70SR9MQ
	2.4 GHz ISM band	65 mW (100 mW EIRP)	R70SR2MQ

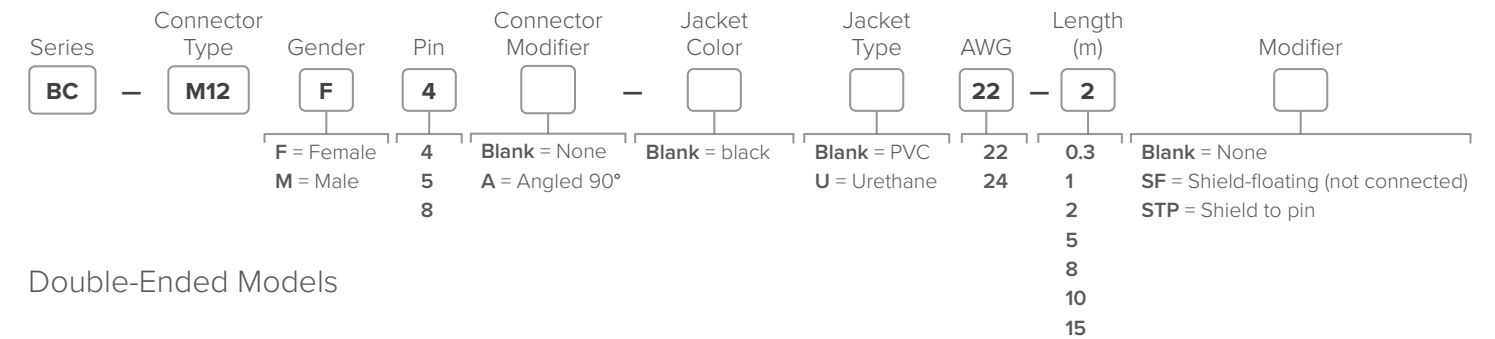
Connectivity

R95 and R50 Molded Junction Blocks

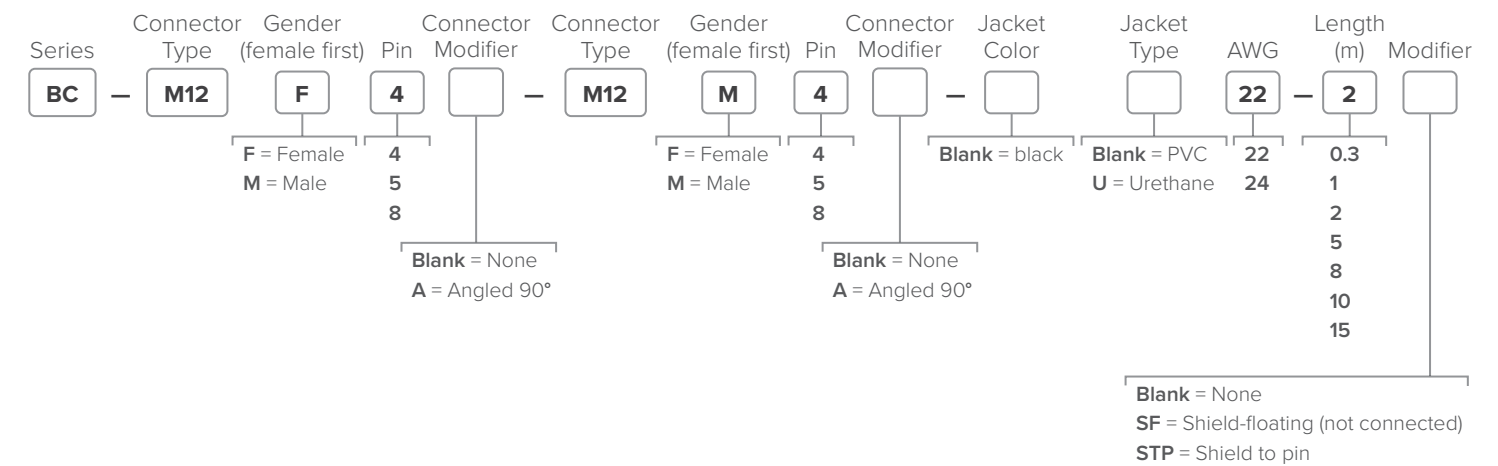
Description	Branch Cable Lengths (Female)	Trunk Cable Length (Male)	Models
5-Pin	4 x Integral branch	Integral trunk	R50-4M125-M125Q-P
	8 x Integral branch	Integral trunk	R95-8M125-M125Q-P

M12 Cordsets

Single-Ended Models



Double-Ended Models



S15Y Splitters

Description	Cable Lengths		Wiring	Models
	Branches (Female)	Trunk (Male)		
4-Pin	2 x 0.2 m	Integral trunk	Parallel	S15YB-M124-M124-0.2M
			Discrete pin 4	S15YA4-M124-M124-0.2M
			Discrete pin 2 and 4	S15YA24-M124-M124-0.2M

CSB Splitters

Description	Branch Cable Lengths	Trunk Cable Length	Models
4-pin	2 x Integral branch (female)	Integral trunk (male)	CSB-M1240M1240
	2 x 0.3 m (female)	Integral trunk (male)	CSB-M1240M1241
	2 x 0.3 m (female)	0.3 m (male)	CSB-M1241M1241

Smarter Automation. Better Solutions.

Banner Engineering designs and manufactures industrial automation products including sensors, smart IIoT and industrial wireless technologies, LED lights and indicators, measurement devices, machine safety equipment, as well as barcode scanners and machine vision. These solutions help make many of the things we use every day, from food and medicine to cars and electronics. A high-quality, reliable Banner product is installed somewhere around the world every two seconds. Headquartered in Minneapolis since 1966, Banner is an industry leader with more than 10,000 products, operations on five continents, and a world-wide team of more than 5,500 employees and partners. Our dedication to innovation and personable service makes Banner a trusted source of smart automation technologies to customers around the globe.

