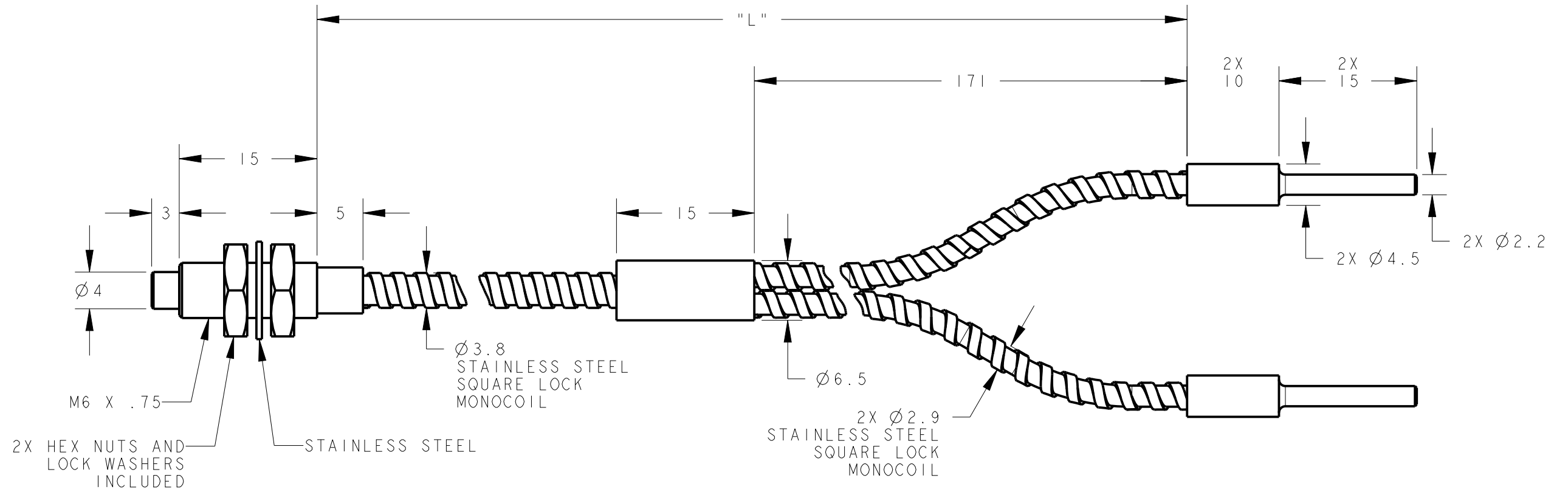



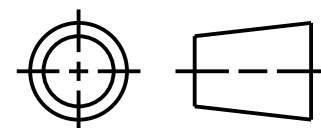
MODEL NO.	"L"	P/N
PBT415TSL5-VL	5000	802600
PBT46TSL5-VL	2000	93949
PBT43TSL5-VL	1000	93948



- NOTES:
1. ALL DIMENSIONS ARE IN METERS - [INCHES] UNLESS OTHERWISE NOTED.
 2. REFER TO "BANDS AND CABLES" FOR ADDITIONAL DATA AND SPECIFICATIONS.
 3. REFER TO "BANDS AND CABLES" FOR ADDITIONAL DATA AND SPECIFICATIONS.
 4. DIMENSIONAL TOLERANCE 5%

This drawing is the property of BANNER ENGINEERING CORP. Any use or reproduction, in any form, without prior written permission of Banner is prohibited. © 2015 Banner Engineering Corp.

THIRD ANGLE PROJECTION



		BANNER ENGINEERING CORP. www.bannerengineering.com	
TITLE			
PBT4 VANTAGE LINE SERIES TERMINATED S.S SHEATHED			
SIZE	DRAWING NO.	REV.	
B	184512	A	
SCALE	SHEET		CREO
2:1	1 OF 1		